
Charles & Margery Barancik Foundation 2022 Grantee Perception Report

Generated on September 9, 2022



THE CENTER FOR
EFFECTIVE PHILANTHROPY

675 Massachusetts Avenue
7th Floor
Cambridge, MA 02139
617-492-0800

131 Steuart Street
Suite 501
San Francisco, CA 94105
415-391-3070

cep.org

The online version of this report can be accessed at cep.surveymresults.org

Key Ratings Summary 1

Survey Population 3

Subgroup Methodology and Differences 4

Comparative Cohorts 5

Grantmaking Characteristics 7

Impact on and Understanding of Grantees' Fields..... 10

Advancing Knowledge and Public Policy..... 11

Impact on and Understanding of Grantees' Local Communities 12

Impact on and Understanding of Grantees' Organizations..... 13

Grantee Challenges..... 14

Non-Monetary Assistance 15

Funder-Grantee Relationships..... 16

Interaction Patterns 20

Communication..... 24

Contextual Understanding..... 26

Diversity, Equity, Inclusion..... 28

Grant Processes 30

Application Process..... 31

Reporting and Evaluation Process 33

Reporting Process 35

Evaluation Process 37

Dollar Return and Time Spent on Processes..... 38

Time Spent on Application Process..... 40

Time Spent on Reporting and Evaluation Process 42

Customized Questions 44

Grantees' Written Comments 50

Quality of Processes, Interactions and Communications 51

Suggestion Themes 52

Grantee Suggestions 53

Contextual Data 55

Grantee Characteristics 60

Funder Characteristics 63

Respondents and Communities Served 64

Respondent Demographics 68

Respondent Job Title 73

Additional Survey Information 74

About CEP and Contact Information 76

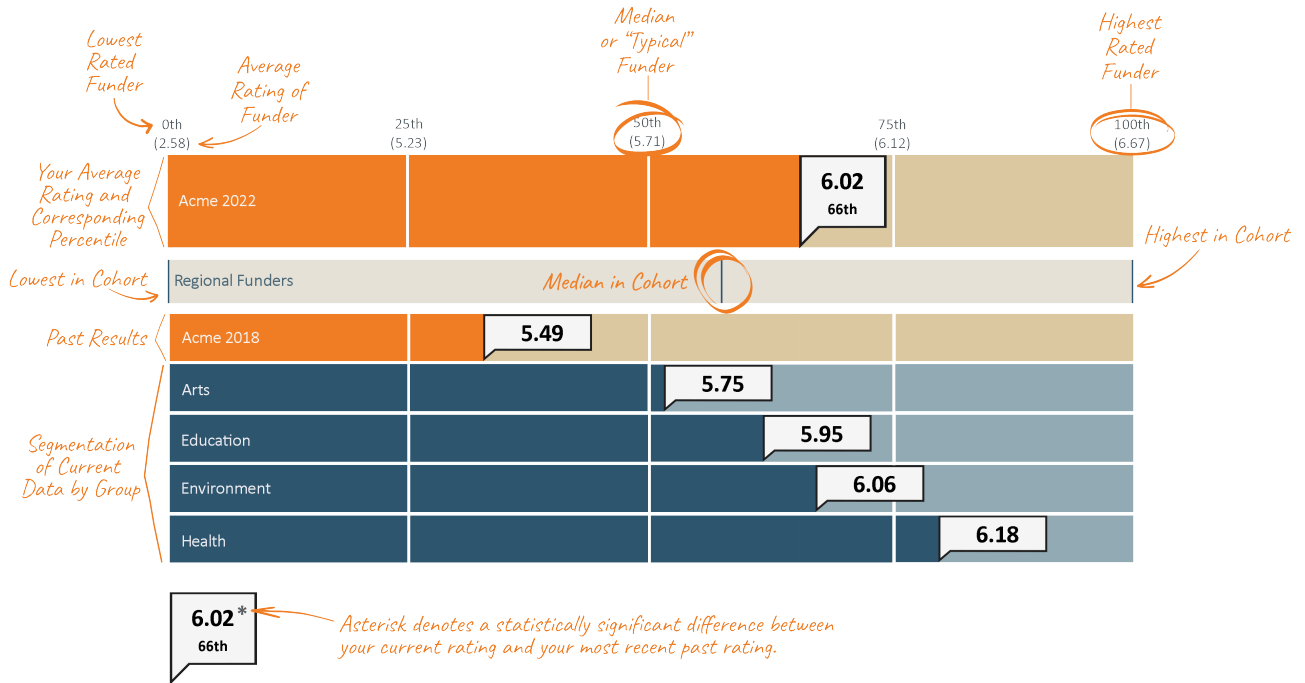
Key Ratings Summary

The following chart highlights a selection of your key results. Each of these data points corresponds to an individual survey measure that is displayed with additional detail in the subsequent pages of this report.



Interpreting Your Charts

Many of the charts in this report are shown in this format. See below for an explanation of the chart elements.



Missing data: Selected grantee ratings are not displayed in this report due to changes in the survey instrument, or when a question received fewer than ten responses.

Survey Population

Survey	Survey Fielded	Survey Population	Number of Responses Received	Survey Response Rate
Barancik 2022	May and June 2022	88	79	90%

Survey Year	Year of Active Grants
Barancik 2022	2021

Throughout this report, Charles & Margery Barancik Foundation's survey results are compared to CEP's broader dataset of more than 40,000 grantees built up over more than a decade of grantee surveys of more than 350 funders. The full list of participating funders can be found at <https://cep.org/gpr-participants/>.

In order to protect the confidentiality of respondents results are not shown when CEP received fewer than eight responses to a specific question.

Subgroups

In addition to showing Barancik's overall ratings, this report shows ratings segmented by Program Area. The online version of this report also shows ratings segmented by Program Area, whether they are an Initiative Partner, Respondents' Gender, and Respondent Person of Color Identity.

Program Area	Number of Responses
Arts and Humanities	9
Education	19
Environment	10
Humanitarian Causes	33
Mental Health	8

Initiative Partner	Number of Responses
Not an Initiative Partner	54
Initiative Partner	25

Respondent Gender	Number of Responses
Identifies as a Man	20
Identifies as a Woman	57

Respondent Person of Color Identity	Number of Responses
Does not identify as a Person of Color	64
Identifies as a Person of Color	11

Subgroup Methodology and Differences

Subgroup Methodology

- **Program Area:** Using the grantee list provided by the Charles & Margery Barancik Foundation, CEP tagged grantees based on their Program Area.
- **Initiative Partner:** Using the grantee list provided by the Charles & Margery Barancik Foundation, CEP tagged grantees based on whether they were an Initiative Partner.
- **Respondent Gender Identity:** Using data grantees provided in the survey, CEP tagged grantees based on their gender identity. Those segmented as "Identifies as a Man" selected "Man" only, and those segmented as "Identifies as a Woman" selected "Woman" only.
- **Respondent Person of Color Identity (US Only):** Using data grantees provided in the survey, CEP tagged grantees based on their Person of Color identity.

Subgroup Differences

- **Program Area:** There are no consistent, statistically significant differences when grantee ratings are segmented by Program Area.
- **Initiative Partner:** There are no consistent, statistically significant differences when grantee ratings are segmented by whether or not the grantee was an Initiative Partner.
- **Respondent Gender Identity:** Ratings from Barancik grantees who identify as a woman are significantly lower than those from grantees who identify as a man on several measures, including: their perceptions of the Foundation's understanding of their local communities and the needs of the people and communities served, the Foundation's understanding of their organizations' goals and strategy, their agreement that the Foundation demonstrates an explicit commitment to DEI, and that the Foundation is committed to combatting racism. For more information on differences by Respondent Gender Identity, please see the "Respondent Demographics" section [here](#).
- **Respondent Person of Color Identity:** Ratings from grantees who identify as a person of color are significantly lower compared to grantees who identify as not a person of color on a few key measures, including: the Foundation's understanding of the grantees' local communities, awareness of challenges facing grantee organizations, and comfort approaching the Foundation if a problem arises. For more information on differences by Respondent Person of Color Identity, please see the "Respondent Demographics" section [here](#).

Comparative Cohorts

Customized Cohort

Barancik selected a set of 17 funders to create a smaller comparison group that more closely resembles Barancik in scale and scope.

Custom Cohort

Blandin Foundation
Bush Foundation
Charles & Margery Barancik Foundation
Claude Worthington Benedum Foundation
Geraldine R. Dodge Foundation
Helios Education Foundation
Hyde Family Foundations
LOR Foundation
Northwest Area Foundation
Peter Kiewit Foundation
Rasmuson Foundation
Richard M. Fairbanks Foundation, Inc.
Stuart Foundation
The George Gund Foundation
The Morris and Gwendolyn Cafritz Foundation
The Ralph M. Parsons Foundation
The Skillman Foundation

Standard Cohorts

CEP also included 19 standard cohorts to allow for comparisons to a variety of different types of funders.

Strategy Cohorts

Cohort Name	Count	Description
Small Grant Providers	37	Funders with median grant size of \$20K or less
Large Grant Providers	99	Funders with median grant size of \$200K or more
High Touch Funders	38	Funders for which a majority of grantees report having contact with their primary contact monthly or more often
Intensive Non-Monetary Assistance Providers	36	Funders that provide at least 30% of grantees with comprehensive or field-focused assistance as defined by CEP
Proactive Grantmakers	103	Funders that make at least 90% of grants by invitation only
Responsive Grantmakers	99	Funders that make at most 10% of grants by invitation only
Intermediary Funders	36	Funders that primarily regrant philanthropic dollars
International Funders	62	Funders that fund outside of their own country
European Funders	28	Funders that are headquartered in Europe

Annual Giving Cohorts

Cohort Name	Count	Description
-------------	-------	-------------

Funders Giving Less Than \$5 Million	61	Funders with annual giving of less than \$5 million
Funders Giving \$50 Million or More	83	Funders with annual giving of \$50 million or more

Foundation Type Cohorts

Cohort Name	Count	Description
Private Foundations	163	All private foundations in the GPR dataset
Family Foundations	78	All family foundations in the GPR dataset
Community Foundations	41	All community foundations in the GPR dataset
Health Conversion Foundations	31	All health conversation foundations in the GPR dataset
Corporate Foundations	23	All corporate foundations in the GPR dataset

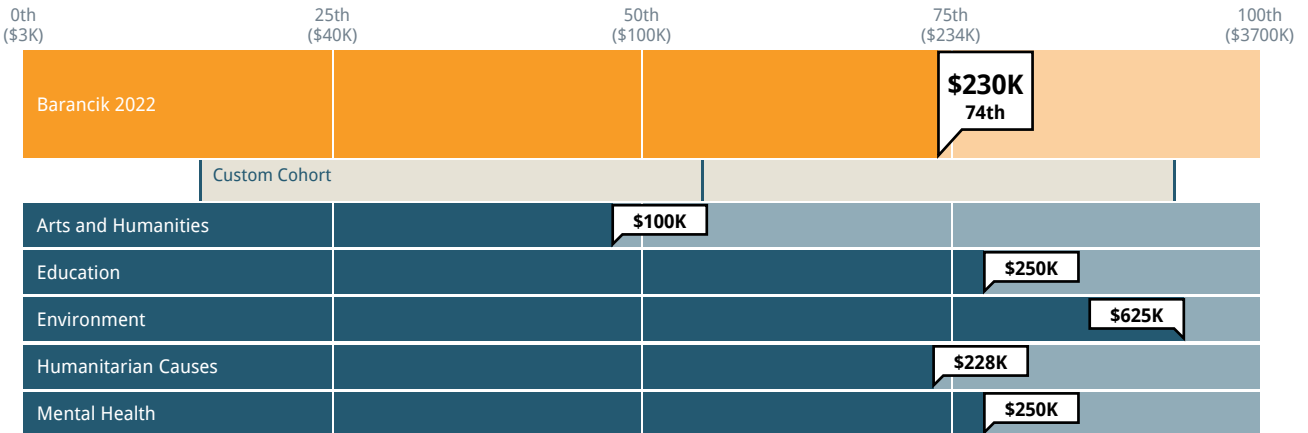
Other Cohorts

Cohort Name	Count	Description
Funders Outside the United States	45	Funders that are primarily based outside the United States
Recently Established Foundations	24	Funders that were established in 2000 or later
Funders Surveyed During COVID-19	98	Funders who surveyed grantees during COVID-19 (GPR only)

Grantmaking Characteristics

Foundations make different choices about the ways they organize themselves, structure their grants, and the types of grantees they support. The following charts and tables show some of these important characteristics. The information is based on self-reported data from funders and grantees, and further detail is available in the Contextual Data section of this report.

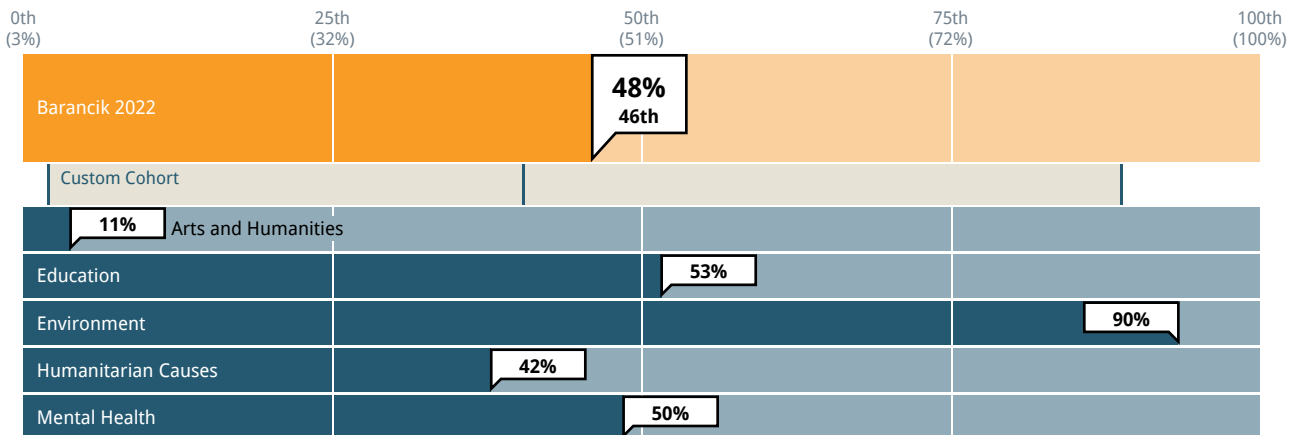
Median Grant Size



Cohort: Custom Cohort Past results: on Subgroup: Program Area

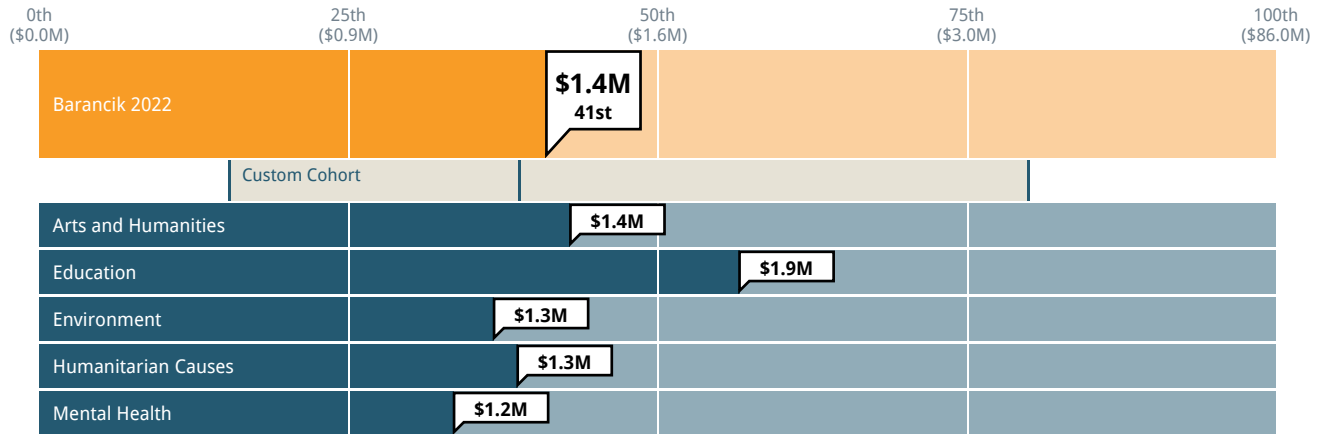
Proportion of Multi-year Grants

Proportion of grantees that report receiving grants for two years or longer



Cohort: Custom Cohort Past results: on Subgroup: Program Area

Median Organizational Budget



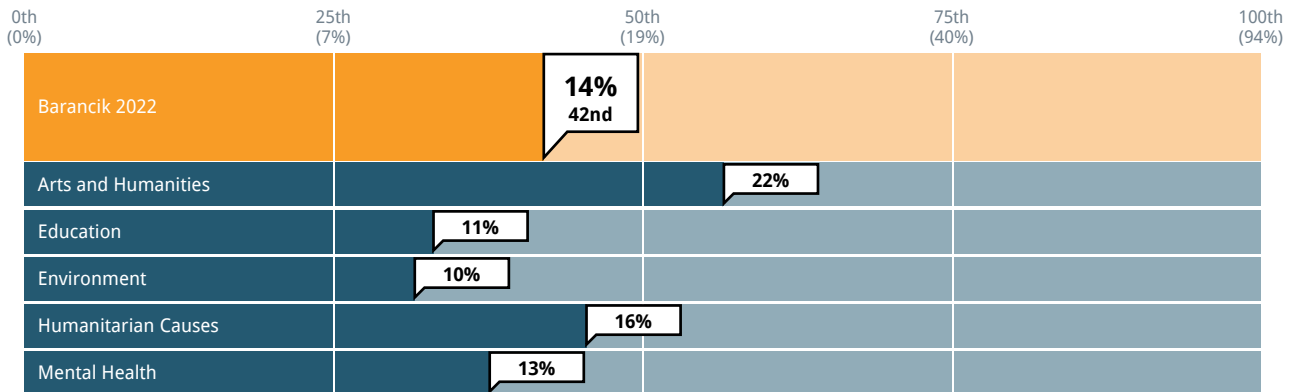
Cohort: Custom Cohort Past results: on Subgroup: Program Area

Selected Cohort: Custom Cohort			
Grant History	Barancik 2022	Average Funder	Custom Cohort
Percentage of first-time grants	40%	29%	23%

Selected Cohort: Custom Cohort			
Program Staff Load	Barancik 2022	Median Funder	Custom Cohort
Dollars awarded per program full-time employee	\$3.9M	\$2.7M	\$2.8M
Applications per program full-time employee	35	26	39
Active grants per program full-time employee	43	32	41

Proportion of Unrestricted Funding

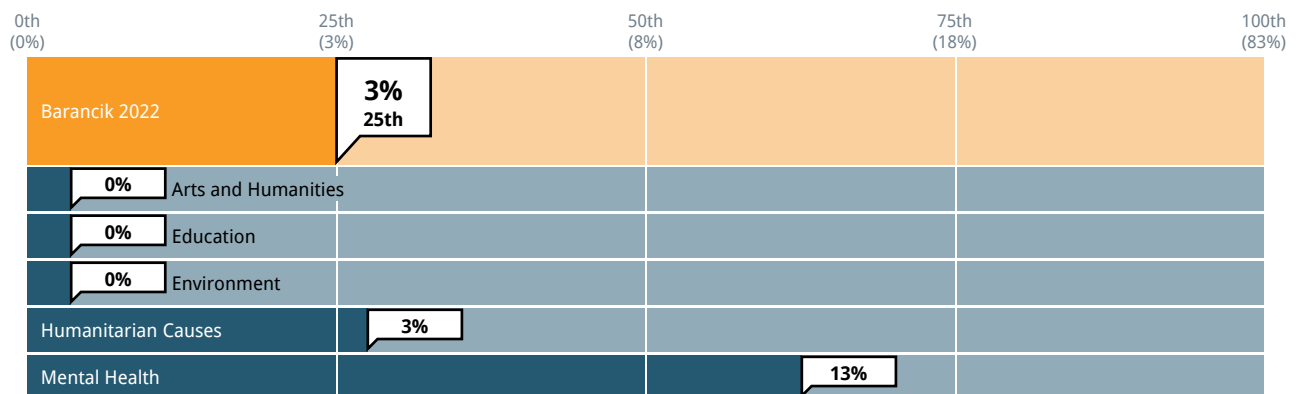
Proportion of grantees responding 'No, this funding was not restricted to a specific use (e.g. general operating, core support)'



Cohort: None Past results: on Subgroup: Program Area

Proportion of grantees receiving multi-year unrestricted grants

Proportion of grantees that report receiving grants for two years or longer and who report receiving general operating support funding that was not restricted to a specific use.

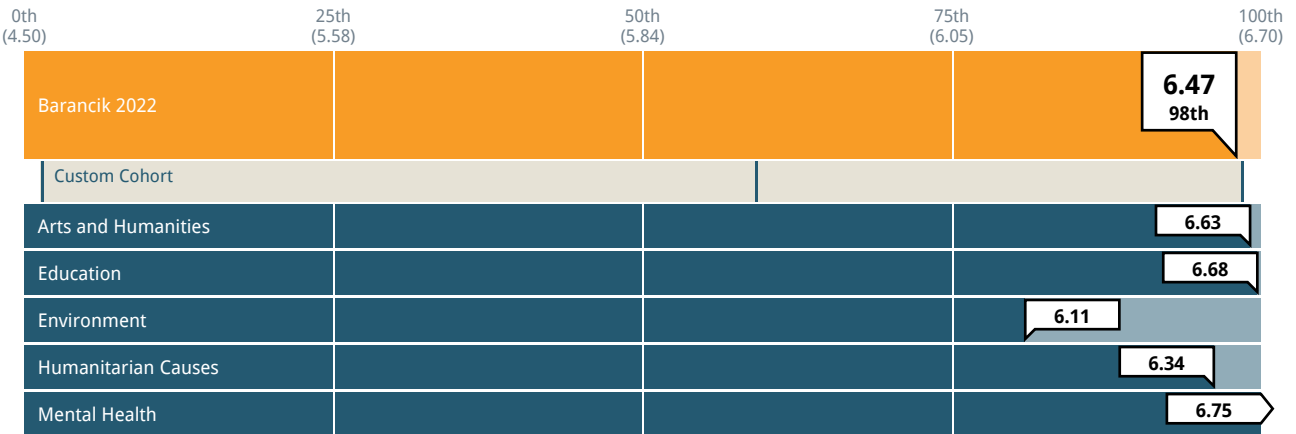


Cohort: None Past results: on Subgroup: Program Area

Impact on and Understanding of Grantees' Fields

Overall, how would you rate the Foundation's impact on your field?

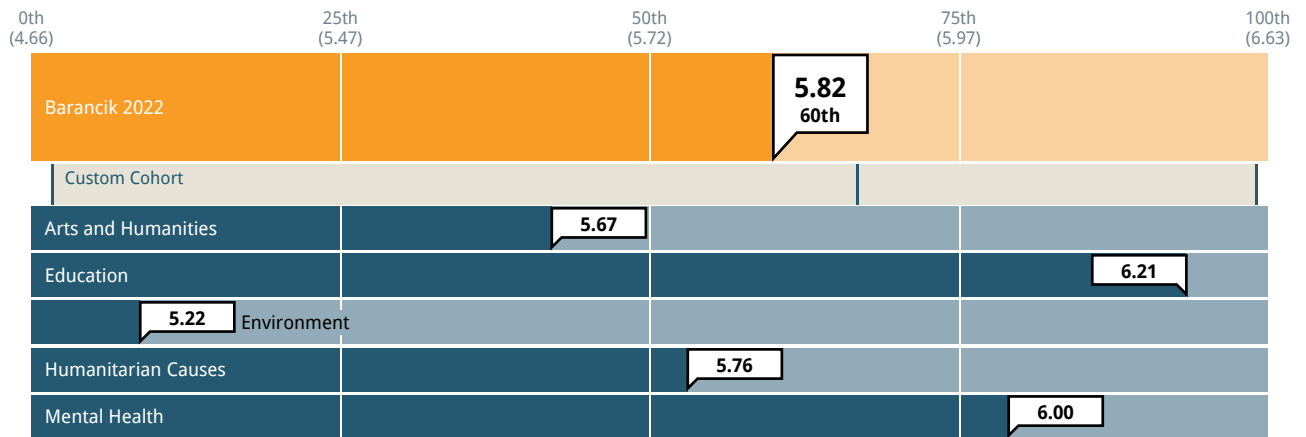
1 = No impact 7 = Significant positive impact



Cohort: Custom Cohort Past results: on Subgroup: Program Area

How well does the Foundation understand the field in which you work?

1 = Limited understanding of the field 7 = Regarded as an expert in the field

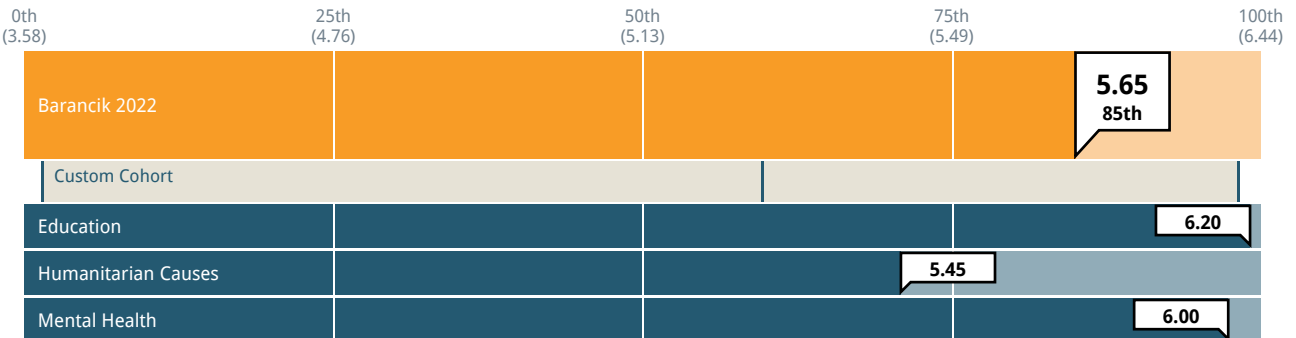


Cohort: Custom Cohort Past results: on Subgroup: Program Area

Advancing Knowledge and Public Policy

To what extent has the Foundation advanced the state of knowledge in your field?

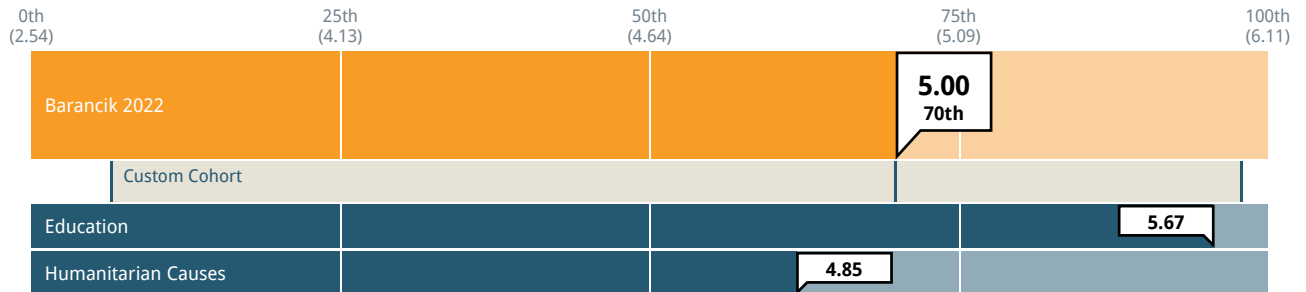
1 = Not at all 7 = Leads the field to new thinking and practice



Cohort: Custom Cohort Past results: on Subgroup: Program Area

To what extent has the Foundation affected public policy in your field?

1 = Not at all 7 = Major influence on shaping public policy

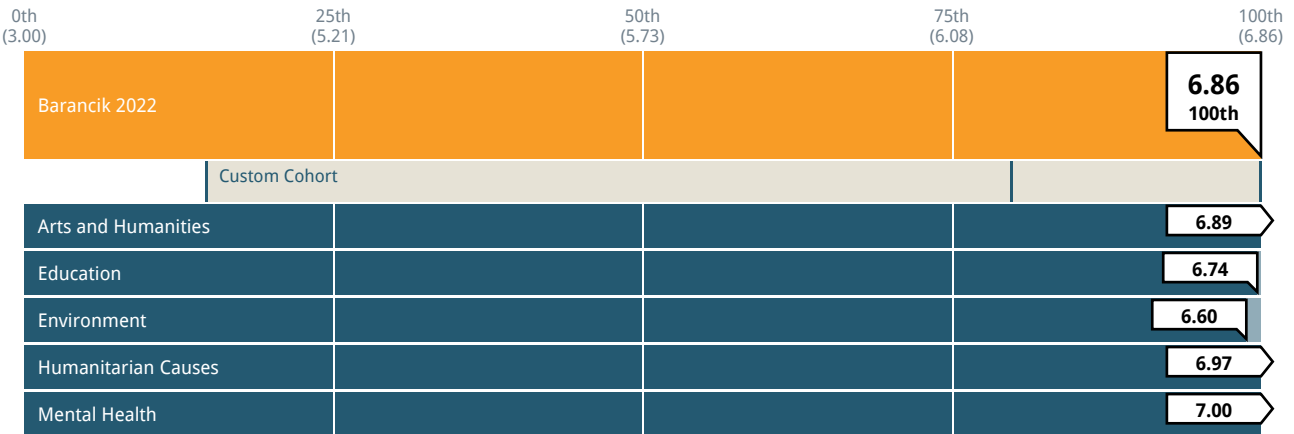


Cohort: Custom Cohort Past results: on Subgroup: Program Area

Impact on and Understanding of Grantees' Local Communities

Overall, how would you rate the Foundation's impact on your local community?

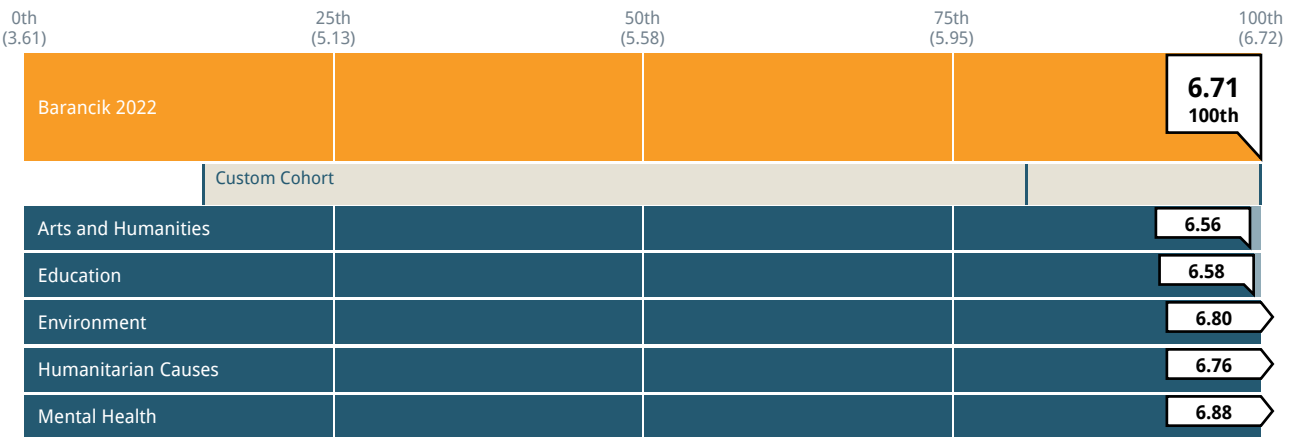
1 = No impact 7 = Significant positive impact



Cohort: Custom Cohort Past results: on Subgroup: Program Area

How well does the Foundation understand the local community in which you work?

1 = Limited understanding of the community 7 = Regarded as an expert in the community

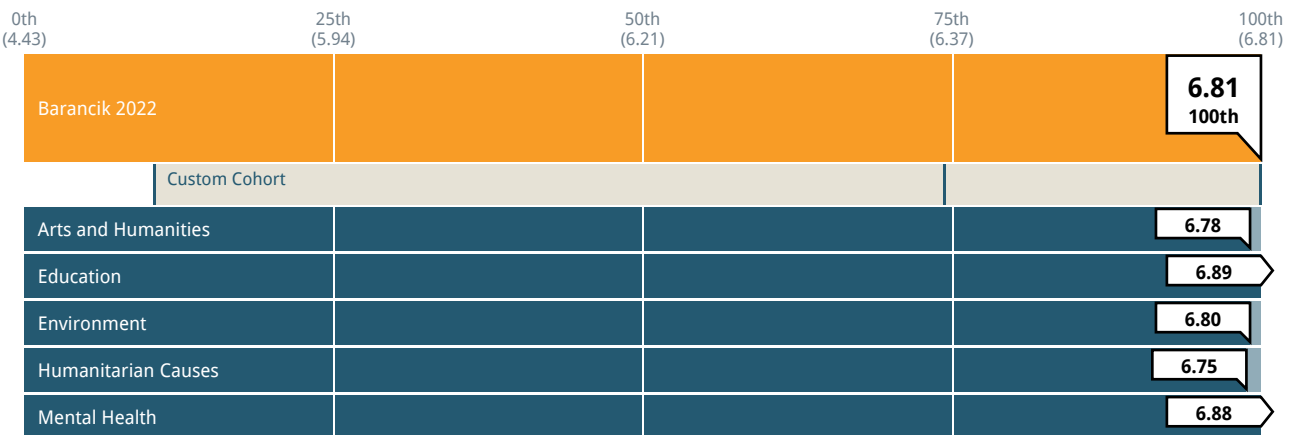


Cohort: Custom Cohort Past results: on Subgroup: Program Area

Impact on and Understanding of Grantees' Organizations

Overall, how would you rate the Foundation's impact on your organization?

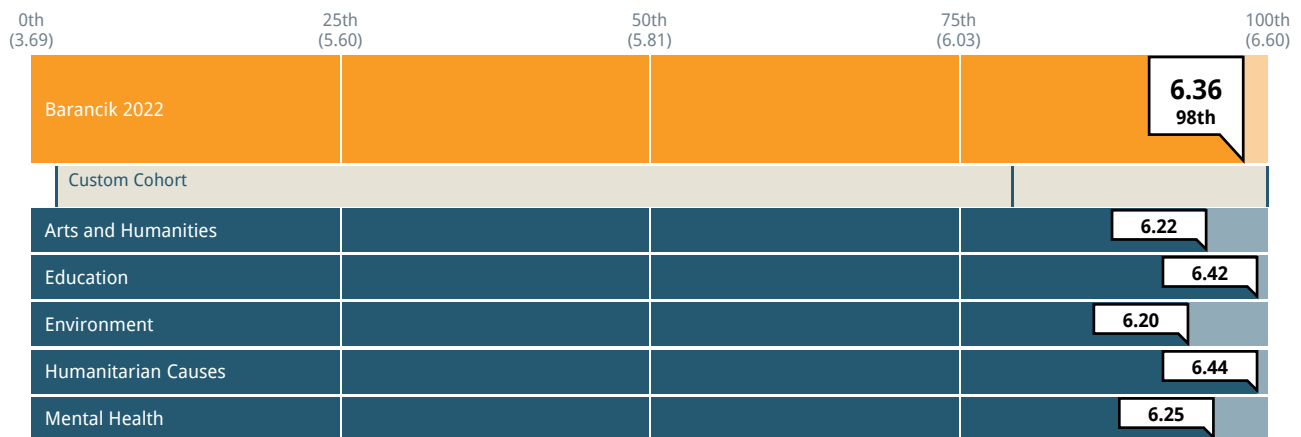
1 = No impact 7 = Significant positive impact



Cohort: Custom Cohort Past results: on Subgroup: Program Area

How well does the Foundation understand your organization's strategy and goals?

1 = Limited understanding 7 = Thorough understanding

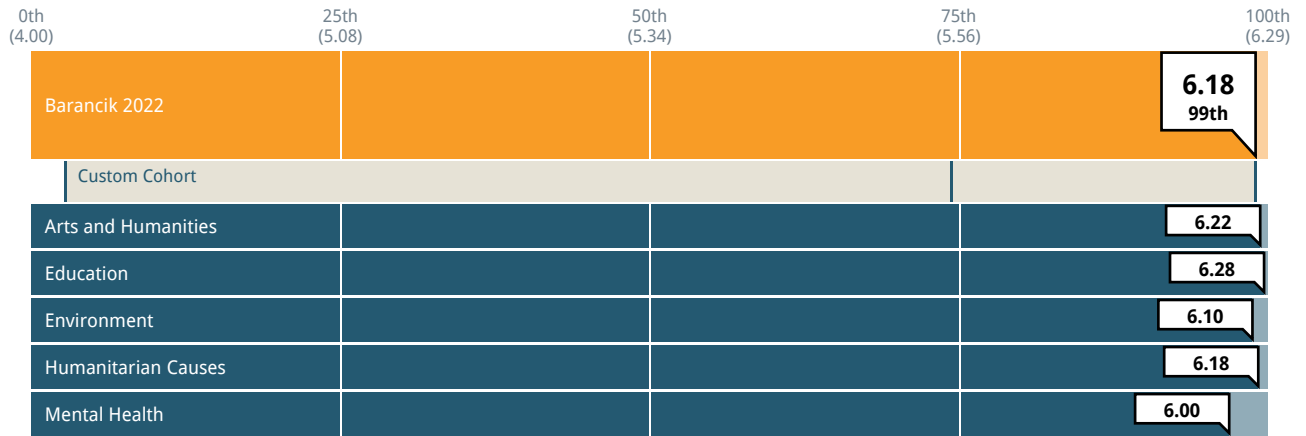


Cohort: Custom Cohort Past results: on Subgroup: Program Area

Grantee Challenges

How aware is the Foundation of the challenges that your organization is facing?

1 = Not at all aware 7 = Extremely aware



Cohort: Custom Cohort Past results: on Subgroup: Program Area

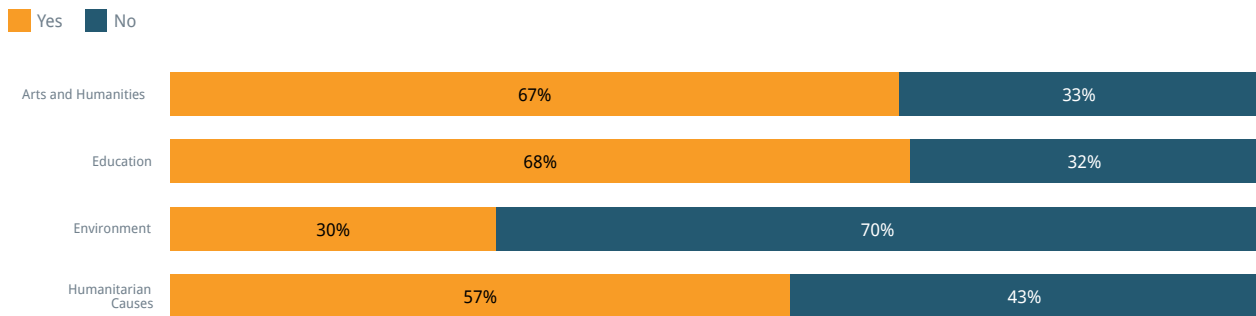
Non-Monetary Assistance

Did you receive any non-monetary support from the Foundation during this grant period?



Cohort: None Past results: on

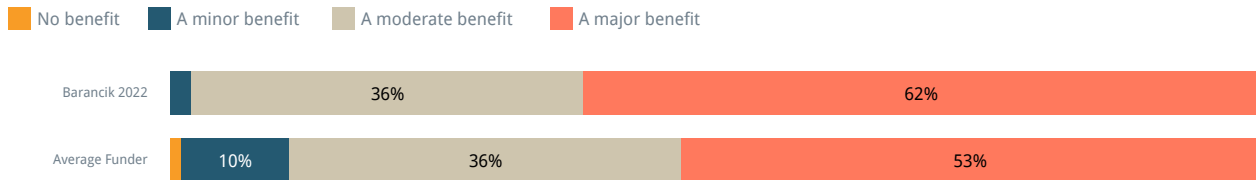
Did you receive any non-monetary support from the Foundation during this grant period? - By Subgroup



Subgroup: Program Area

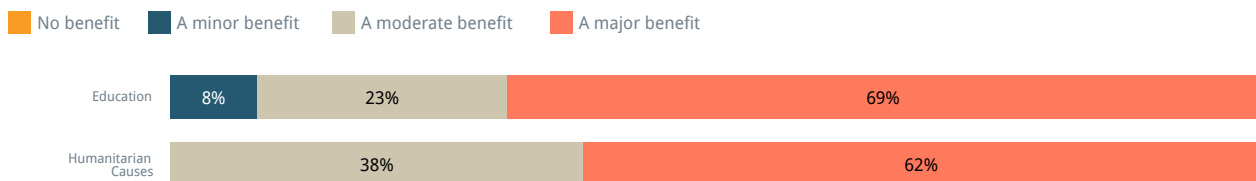
Please note that the following question was only asked of respondents who indicated "yes" to receiving non-monetary support in the previous question.

How would you describe the benefit - to your organization or work - of any non-monetary support that you received?



Cohort: None Past results: on

How would you describe the benefit - to your organization or work - of any non-monetary support that you received? - By Subgroup

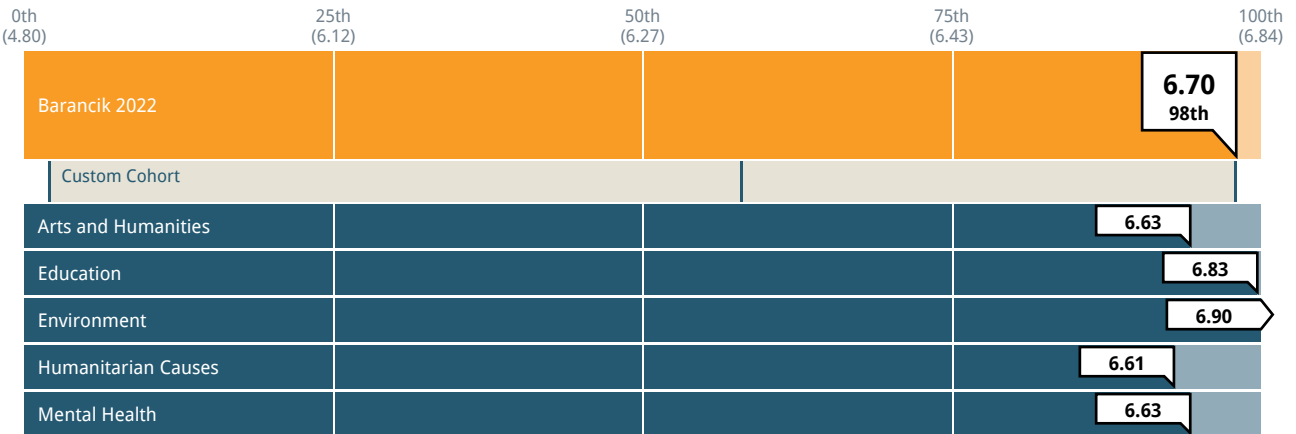


Subgroup: Program Area

Funder-Grantee Relationships

How comfortable do you feel approaching the Foundation if a problem arises?

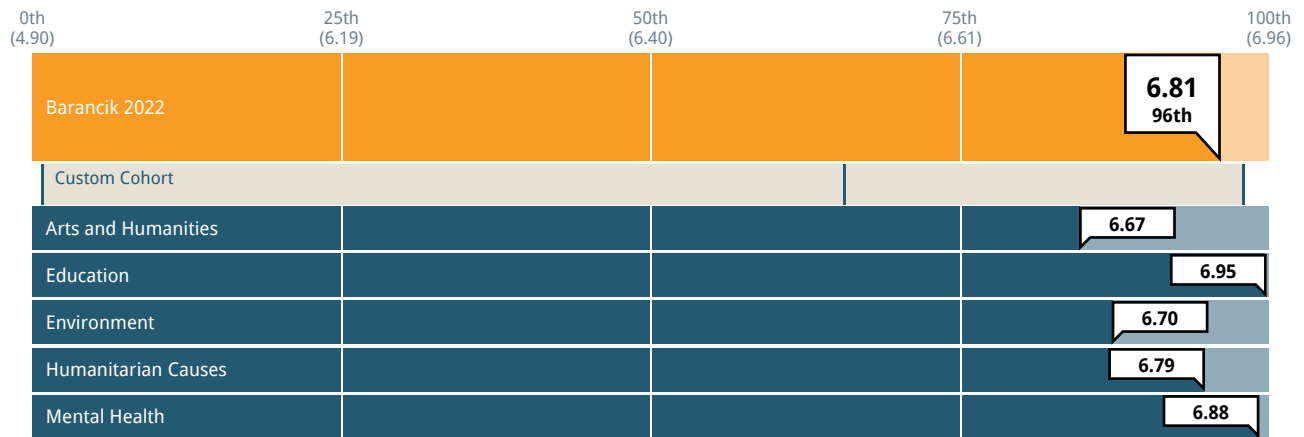
1 = Not at all comfortable 7 = Extremely comfortable



Cohort: Custom Cohort Past results: on Subgroup: Program Area

Overall, how responsive was Foundation staff?

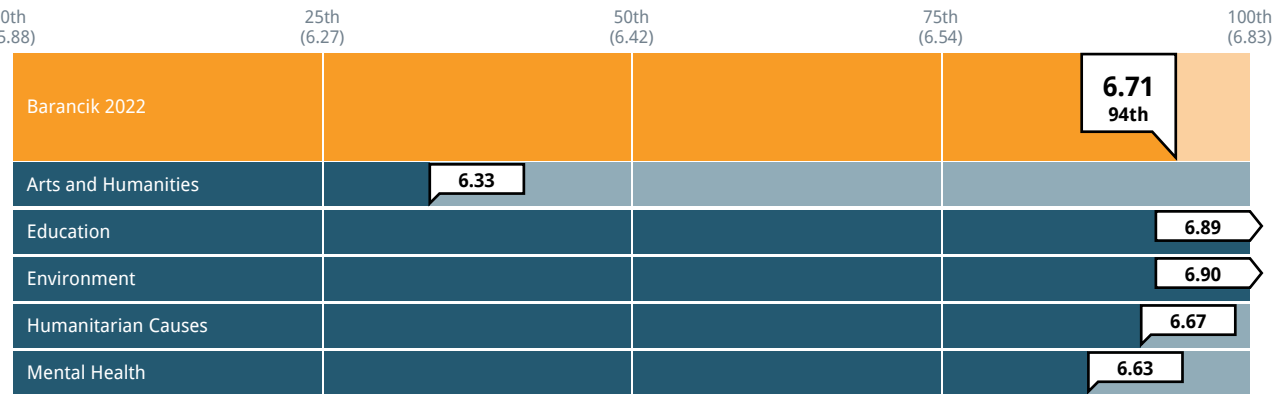
1 = Not at all responsive 7 = Extremely responsive



Cohort: Custom Cohort Past results: on Subgroup: Program Area

To what extent did the Foundation exhibit trust in your organization's staff during this grant?

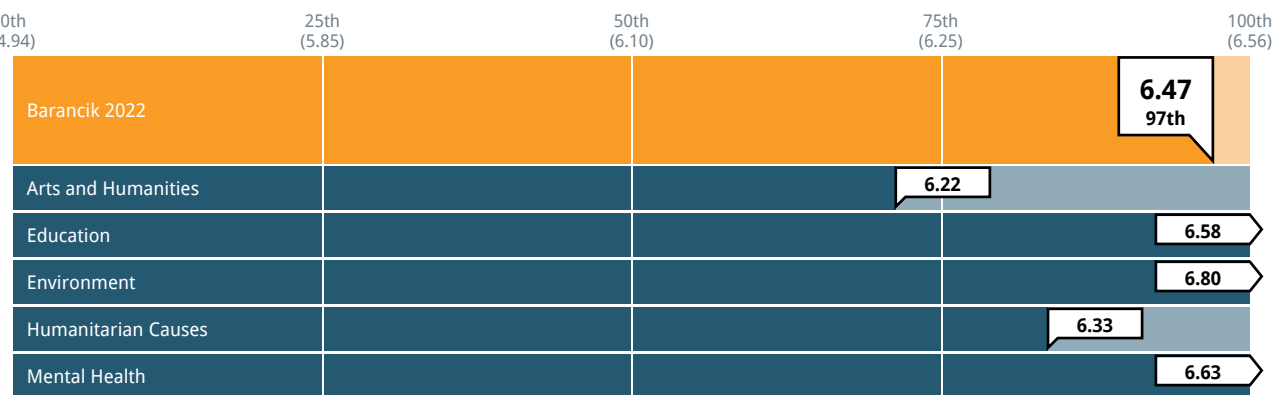
1 = Not at all 4 = Somewhat 7 = To a great extent



Cohort: None Past results: on Subgroup: Program Area

To what extent did the Foundation exhibit candor about the Foundation's perspectives on your work during this grant?

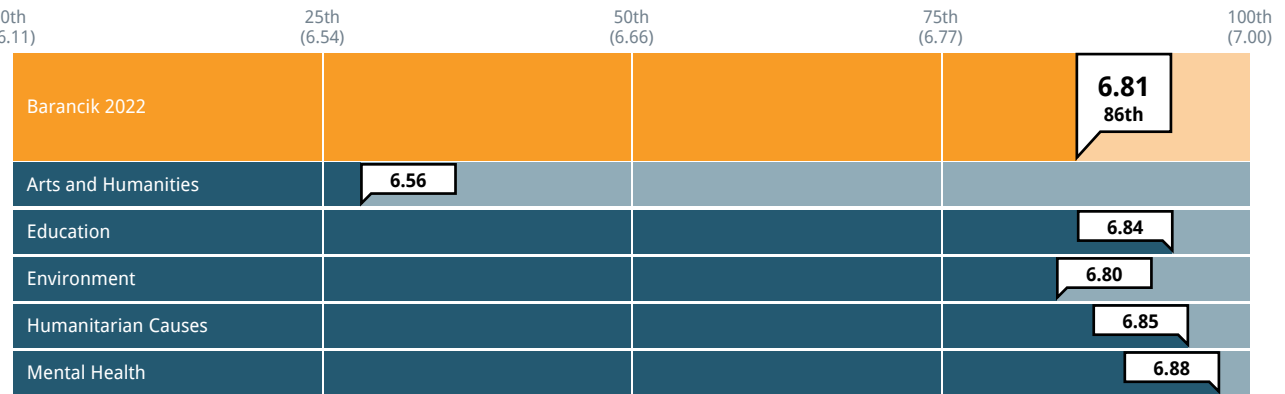
1 = Not at all 4 = Somewhat 7 = To a great extent



Cohort: None Past results: on Subgroup: Program Area

To what extent did the Foundation exhibit respectful interaction during this grant?

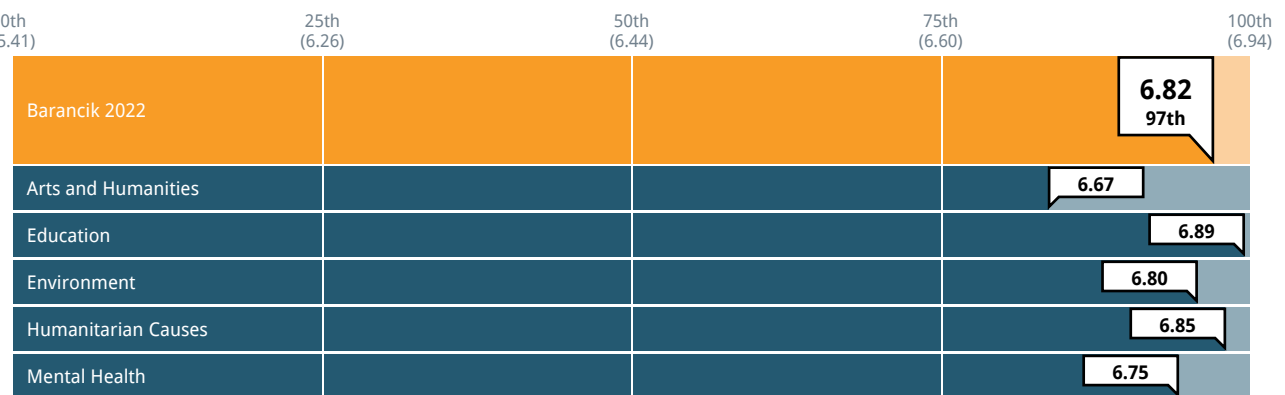
1 = Not at all 4 = Somewhat 7 = To a great extent



Cohort: None Past results: on Subgroup: Program Area

To what extent did the Foundation exhibit compassion for those affected by your work during this grant?

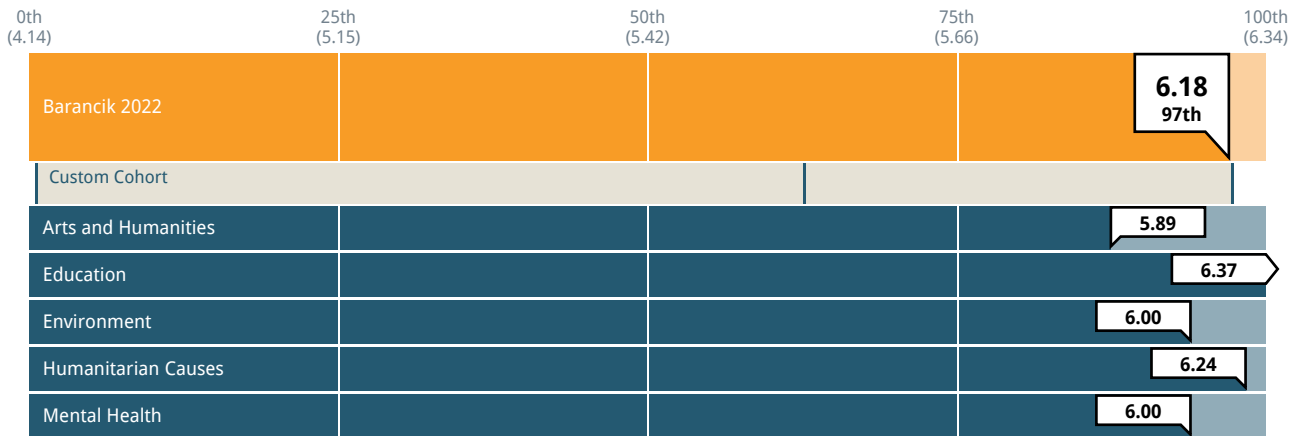
1 = Not at all 4 = Somewhat 7 = To a great extent



Cohort: None Past results: on Subgroup: Program Area

To what extent is the Foundation open to ideas from grantees about its strategy?

1 = Not at all 7 = To a great extent




Cohort: Custom Cohort Past results: on Subgroup: Program Area

Interaction Patterns

How often do/did you have contact with your program officer during this grant?

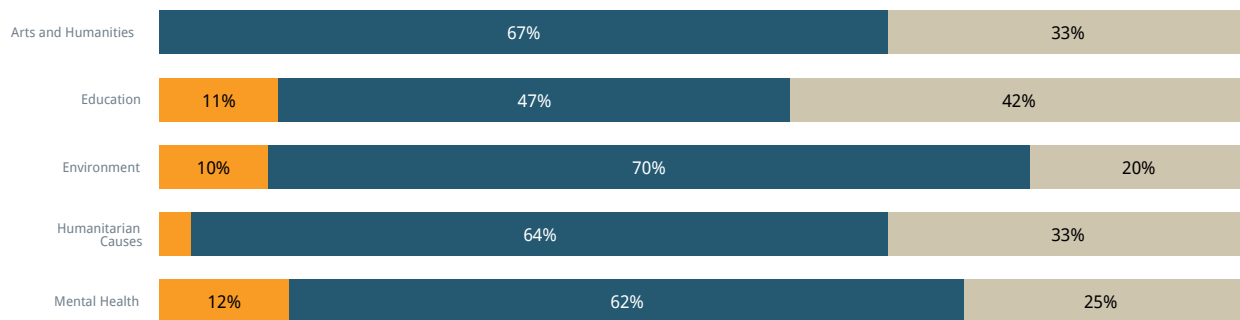
Yearly or less often Once every few months Monthly or more often



Cohort: Custom Cohort Past results: on

How often do/did you have contact with your program officer during this grant? - By Subgroup

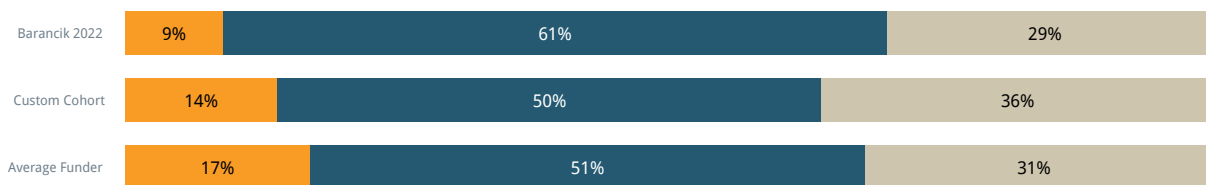
Yearly or less often Once every few months Monthly or more often



Subgroup: Program Area

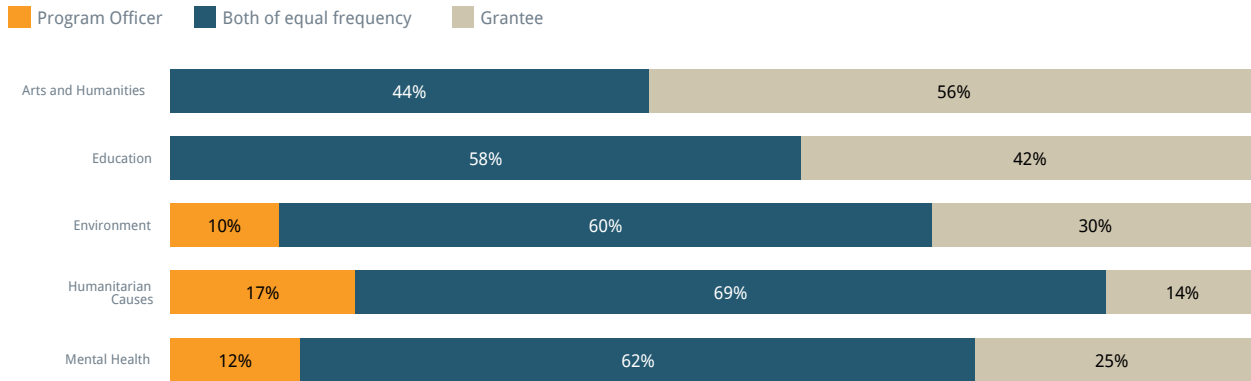
Who most frequently initiated the contact you had with your program officer during this grant?

Program Officer Both of equal frequency Grantee



Cohort: Custom Cohort Past results: on

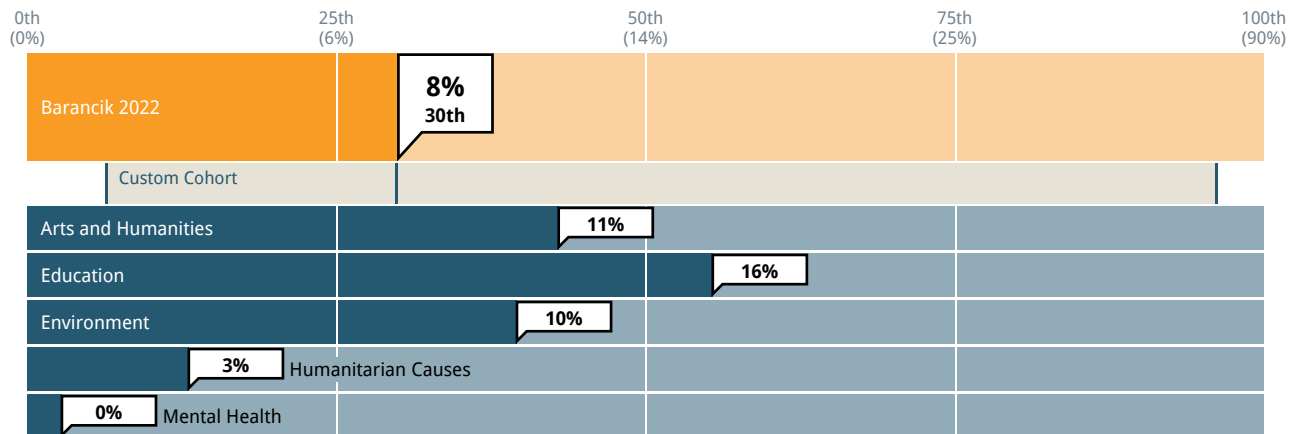
Who most frequently initiated the contact you had with your program officer during this grant? - By Subgroup



Subgroup: Program Area

Has your main contact at the Foundation changed in the past six months?

Proportion of grantees responding 'Yes'



Cohort: Custom Cohort Past results: on Subgroup: Program Area

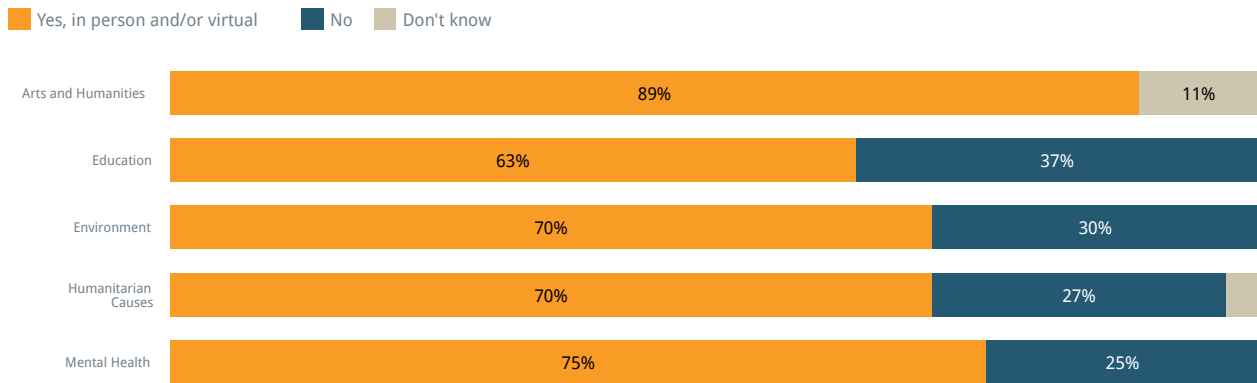
At any point during this grant, including the application process, did the Foundation staff visit your offices or programs?

Yes, in person and/or virtual No Don't know



Cohort: None Past results: on

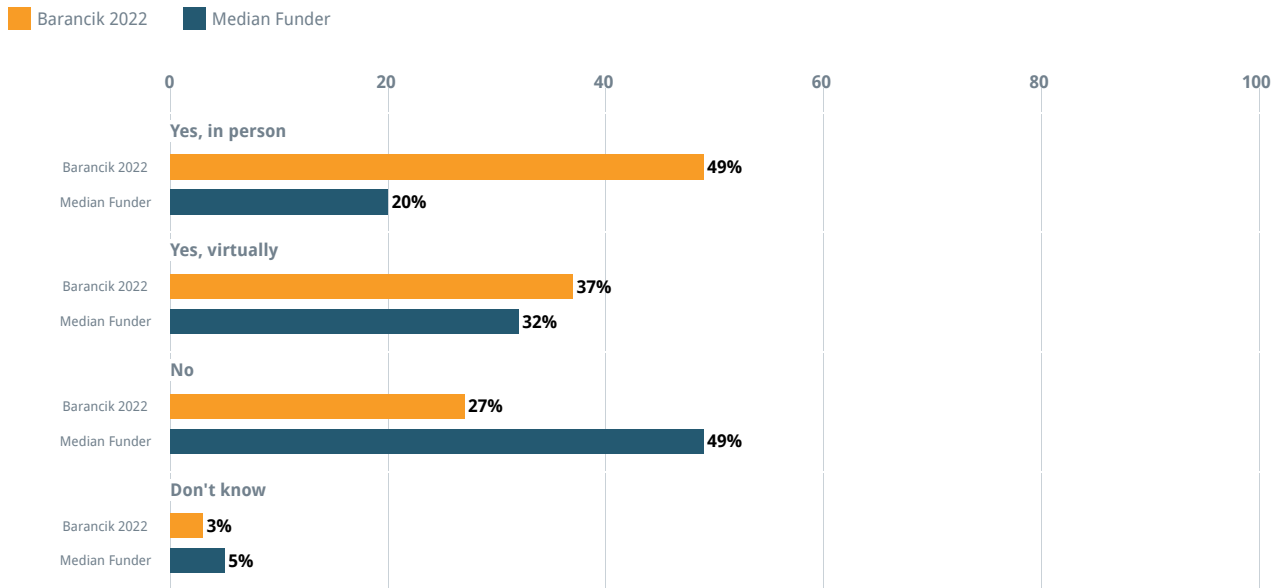
At any point during this grant, including the application process, did the Foundation staff visit your offices or programs? - By Subgroup



Subgroup: Program Area

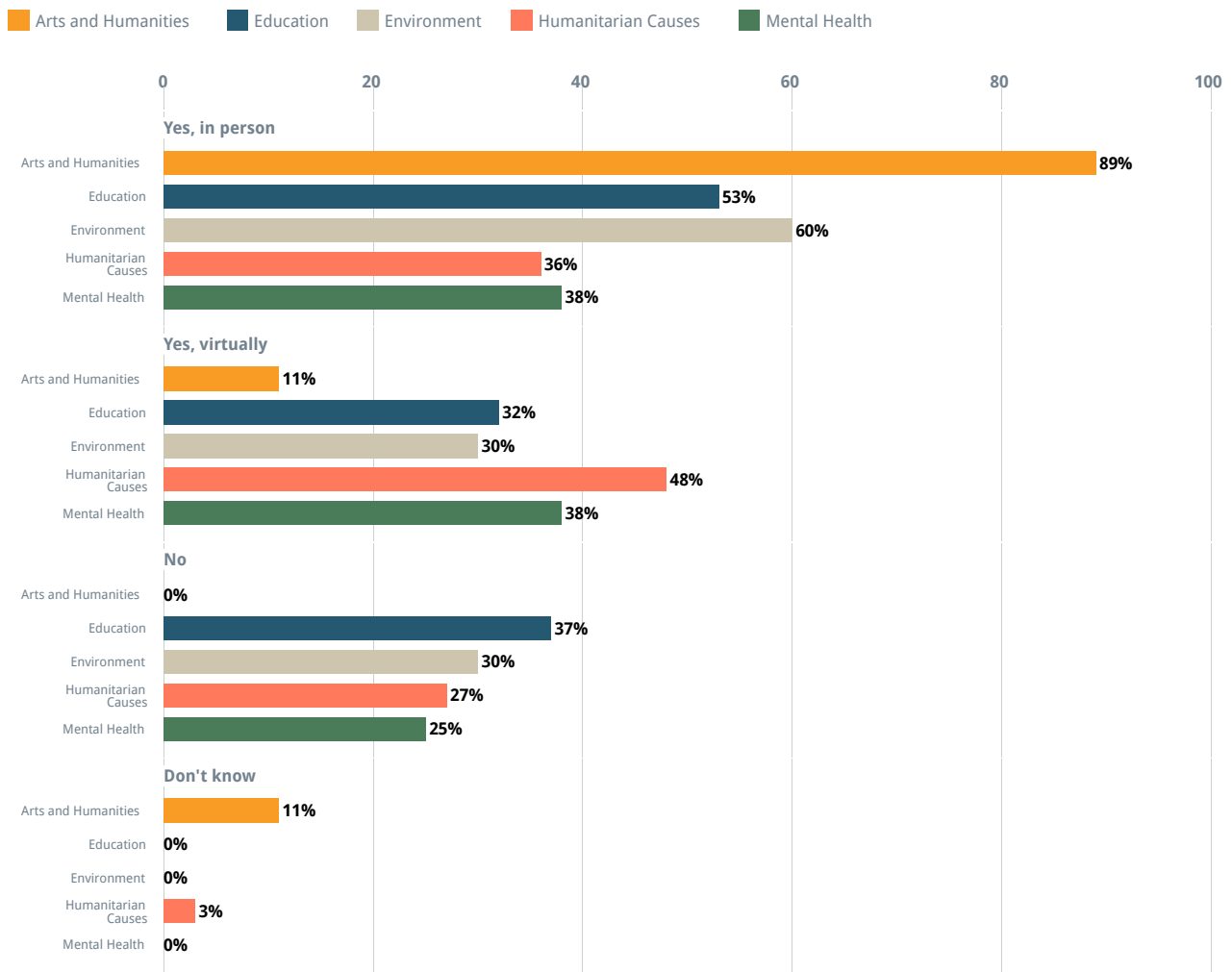
The following charts provide greater detail on the previous site visit question.

At any point during this grant, including the application process, did the Foundation staff visit your offices or programs?



Cohort: None Past results: on

At any point during this grant, including the application process, did the Foundation staff visit your offices or programs? - By Subgroup

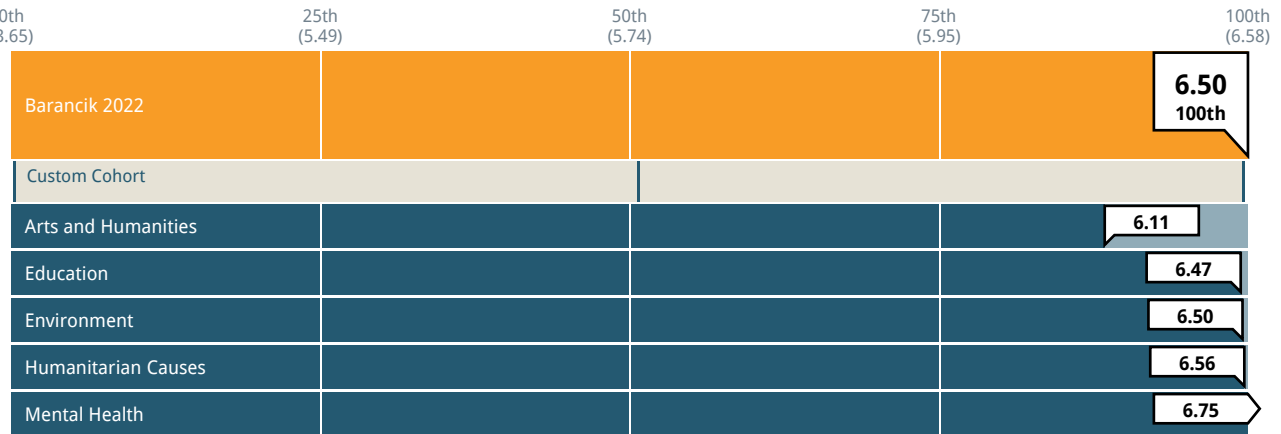


Subgroup: Program Area

Communication

How clearly has the Foundation communicated its goals and strategy to you?

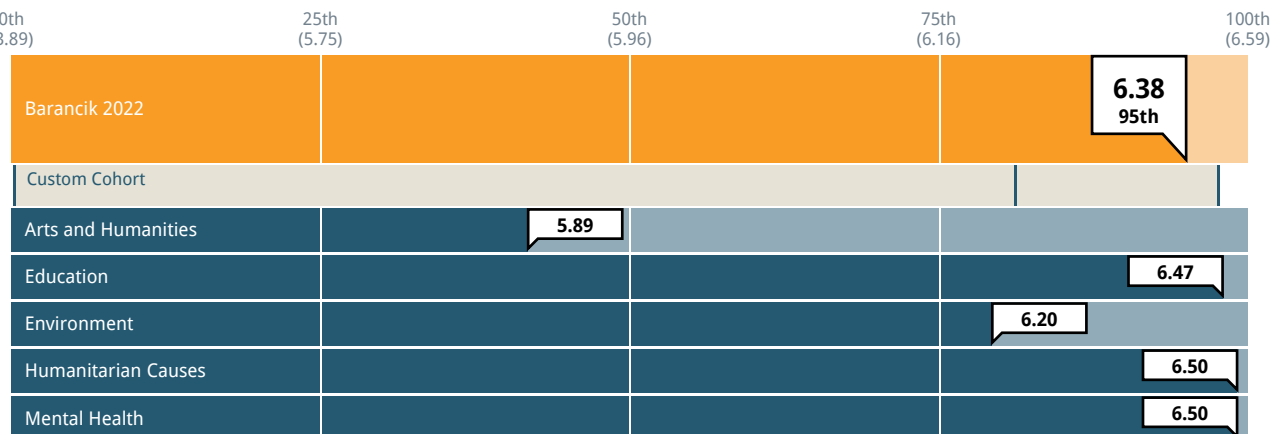
1 = Not at all clearly 7 = Extremely clearly



Cohort: Custom Cohort Past results: on Subgroup: Program Area

How consistent was the information provided by different communication resources, both personal and written, that you used to learn about the Foundation?

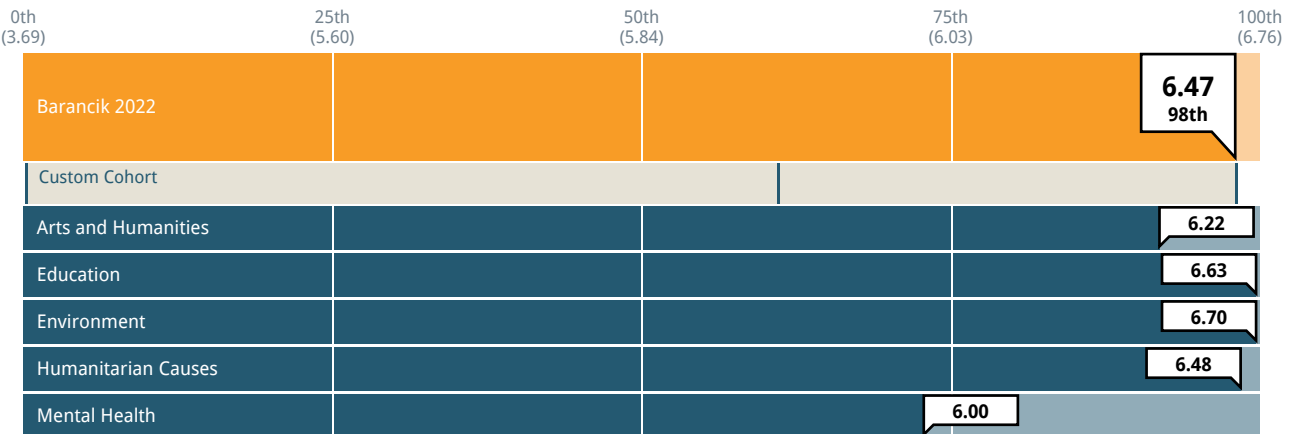
1 = Not at all consistent 7 = Completely consistent



Cohort: Custom Cohort Past results: on Subgroup: Program Area

Overall, how transparent is the Foundation with your organization?

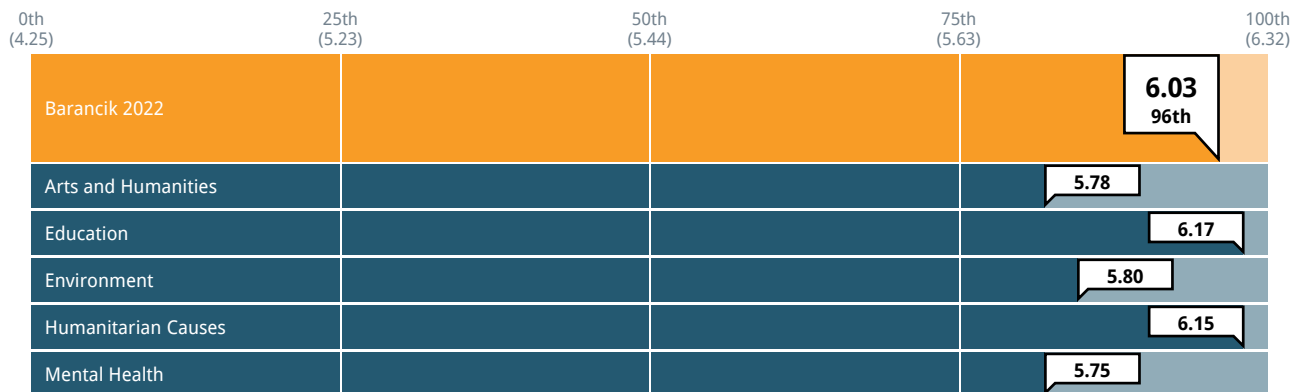
1 = Not at all transparent 7 = Extremely transparent



Cohort: Custom Cohort Past results: on Subgroup: Program Area

How well do you understand the way in which the work funded by this grant fits into the Foundation's broader efforts?

1 = Limited understanding 7 = Thorough understanding

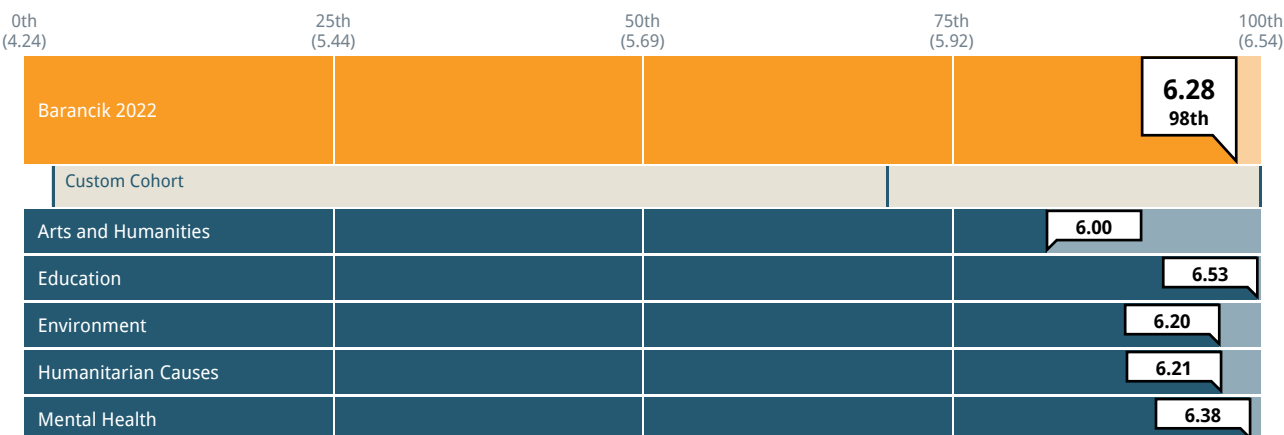


Cohort: None Past results: on Subgroup: Program Area

Contextual Understanding

How well does the Foundation understand the social, cultural, or socioeconomic factors that affect your work?

1 = Limited understanding 7 = Thorough understanding



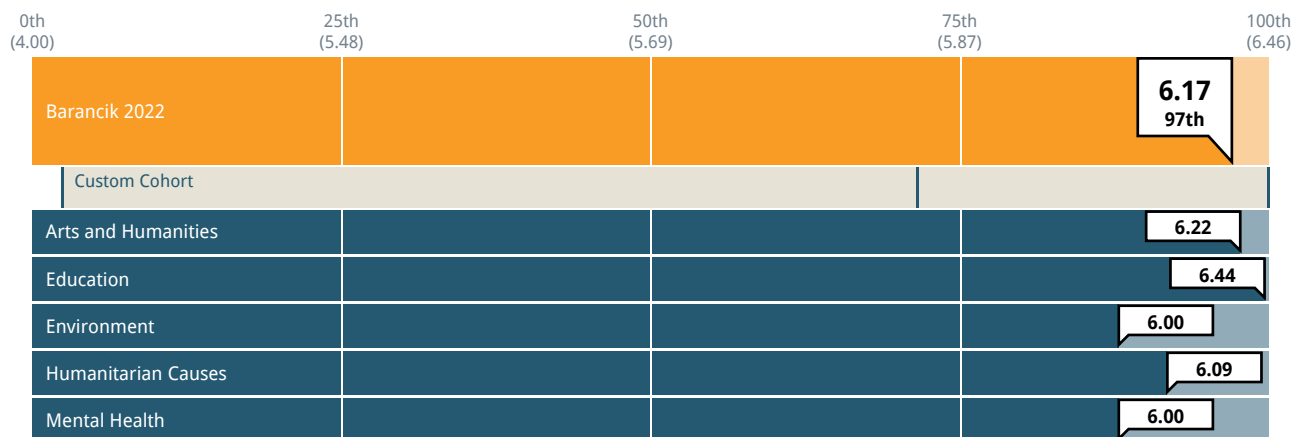
Cohort: Custom Cohort Past results: on Subgroup: Program Area

In the following questions, we use the phrase “the people and communities that you serve” to refer to those your organization seeks to serve through the services and/or programs it provides.

Please note that CEP recently modified the following questions. The prior questions were: "How well does the Foundation understand your intended beneficiaries' needs?" and "To what extent do the Foundation's funding priorities reflect a deep understanding of your intended beneficiaries' needs?" The question anchors have not been modified.

How well does the Foundation understand the needs of the people and communities that you serve?

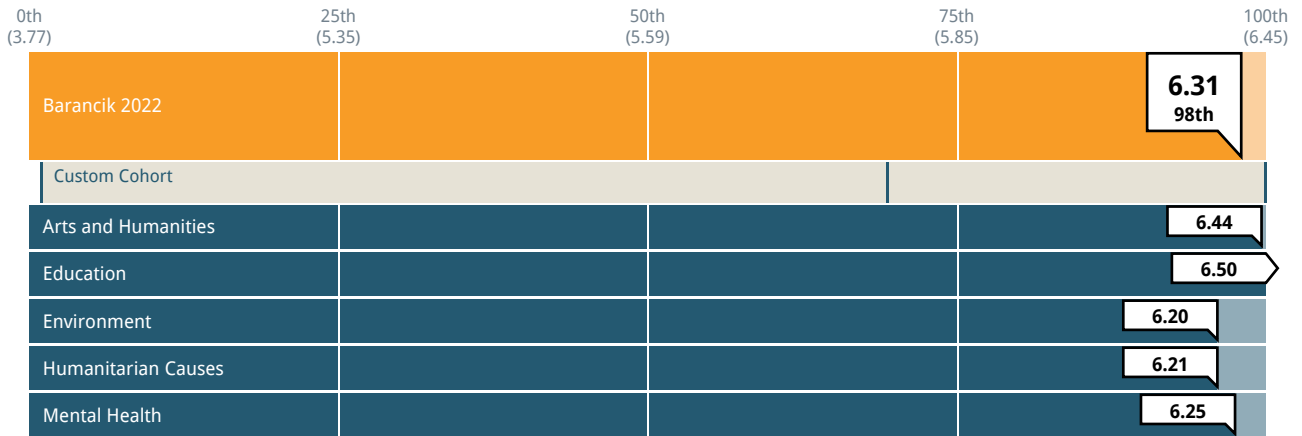
1 = Limited understanding 7 = Thorough understanding



Cohort: Custom Cohort Past results: on Subgroup: Program Area

To what extent do the Foundation's funding priorities reflect a deep understanding of the needs of the people and communities that you serve?

1 = Not at all 7 = To a great extent



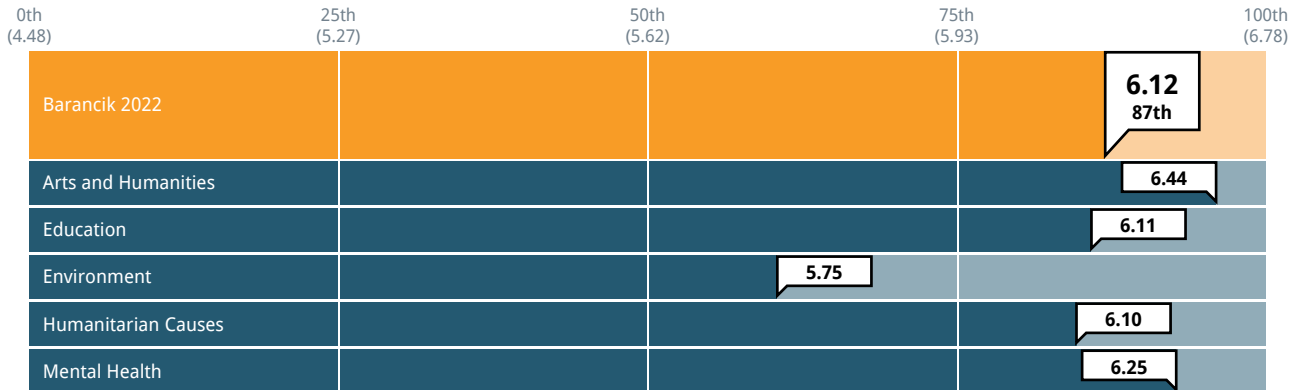
Cohort: Custom Cohort Past results: on Subgroup: Program Area

Diversity, Equity, Inclusion

Please rate the extent to which you agree or disagree with the following statements about diversity, equity, and inclusion:

The Foundation has clearly communicated what diversity, equity, and inclusion means for its work

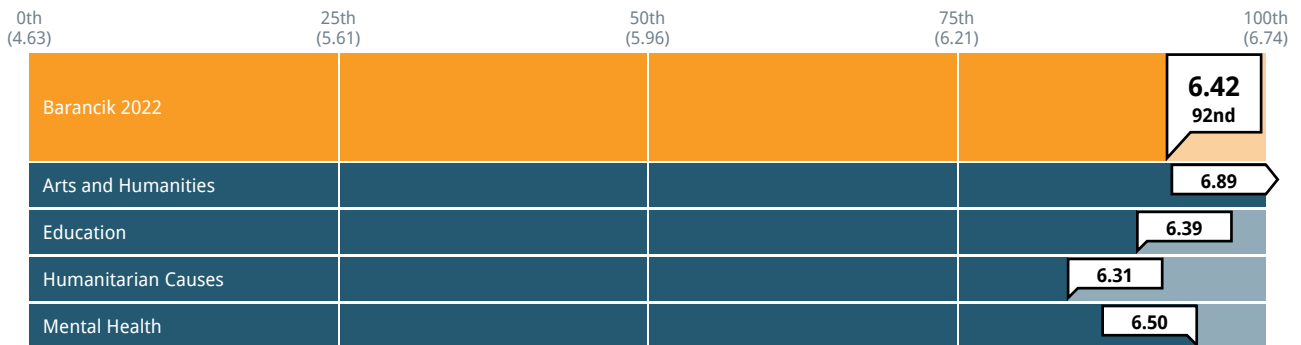
1 = Strongly disagree 4 = Neither agree nor disagree 7 = Strongly agree



Cohort: None Past results: on Subgroup: Program Area

Overall, the Foundation demonstrates an explicit commitment to diversity, equity, and inclusion in its work

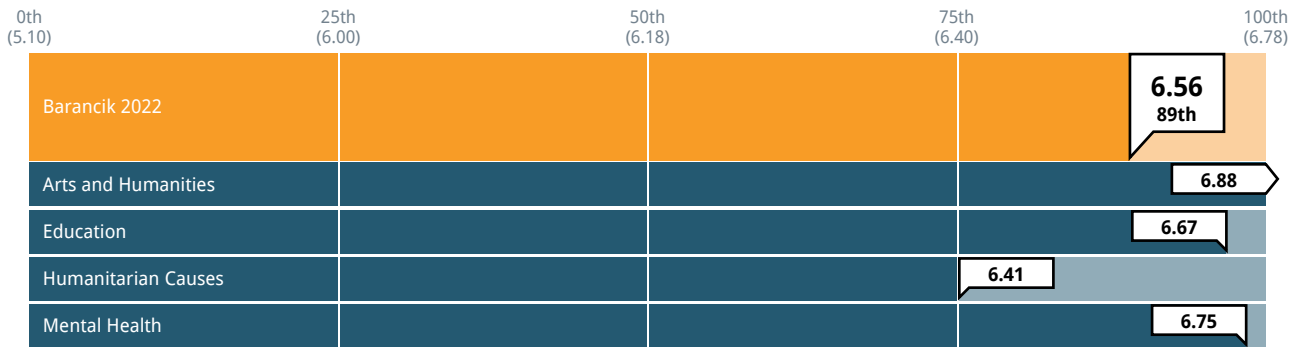
1 = Strongly disagree 4 = Neither agree nor disagree 7 = Strongly agree



Cohort: None Past results: on Subgroup: Program Area

Overall, most staff I have interacted with at the Foundation embody a strong commitment to diversity, equity, and inclusion

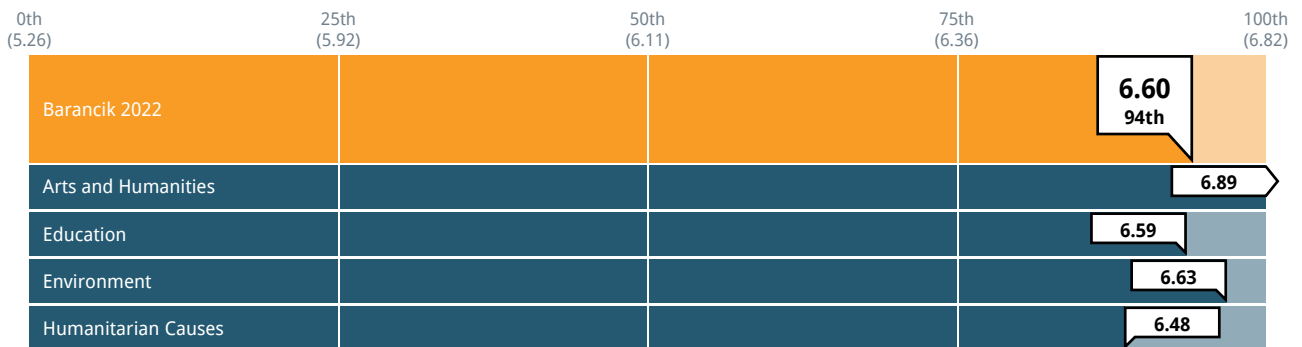
1 = Strongly disagree 4 = Neither agree nor disagree 7 = Strongly agree



Cohort: None Past results: on Subgroup: Program Area

I believe that the Foundation is committed to combatting racism

1 = Strongly disagree 4 = Neither agree nor disagree 7 = Strongly agree

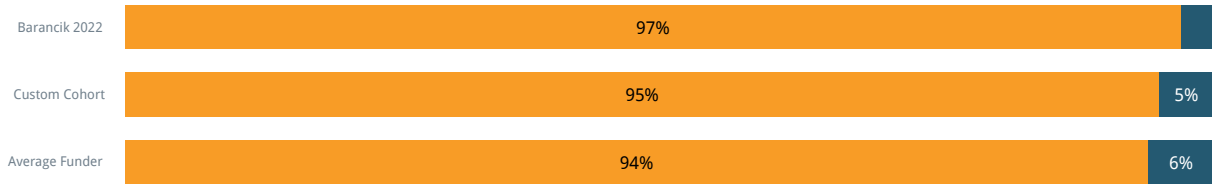


Cohort: None Past results: on Subgroup: Program Area

Grant Processes

Did you submit an application to the Foundation for this grant?

Submitted an application Did not submit an application



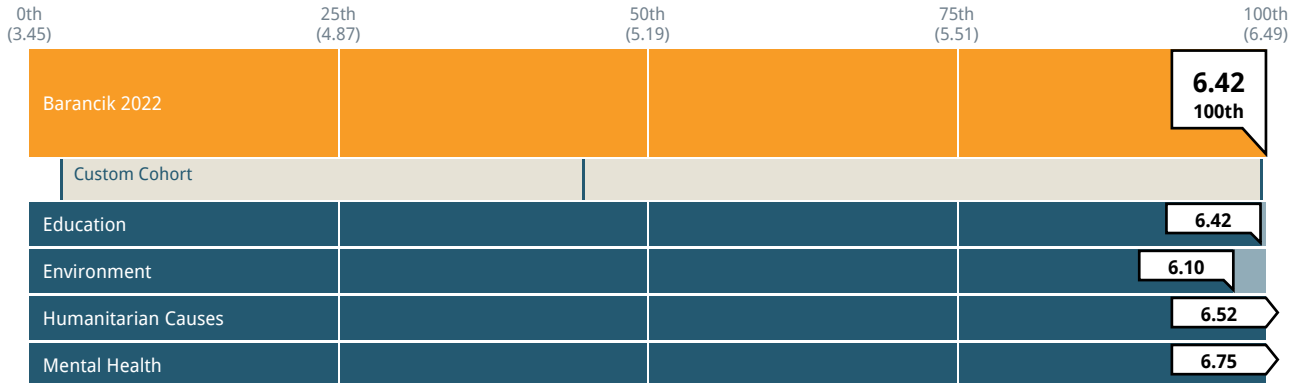
Cohort: Custom Cohort Past results: on

Application Process

Please note that CEP recently modified the following question. The prior question text was: "How helpful was participating in the Foundation's selection process in strengthening the organization/program funded by the grant?" The corresponding anchors were "not at all helpful" and "extremely helpful."

To what extent was the Foundation's application process a helpful opportunity to strengthen the efforts funded by the grant?

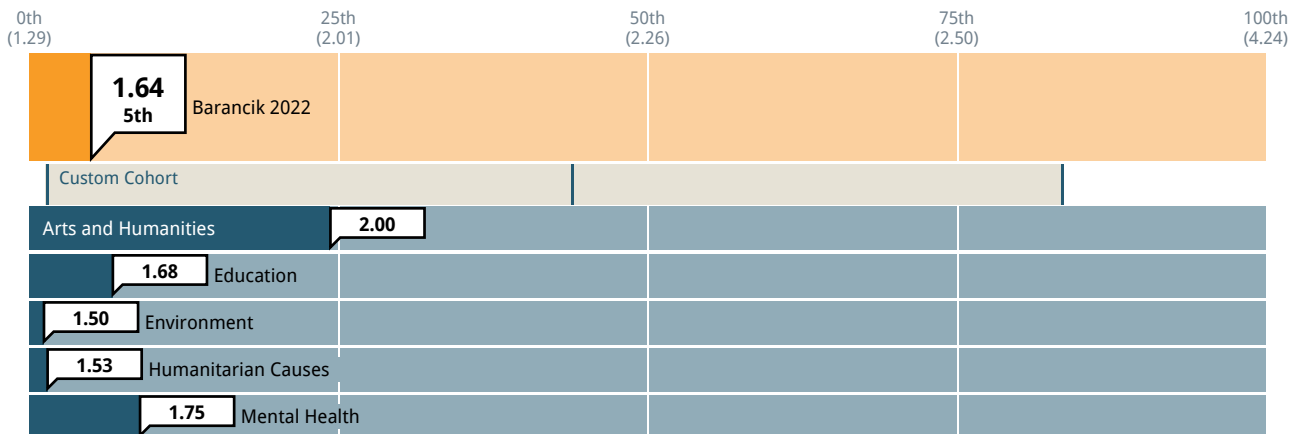
1 = Not at all 7 = To a great extent



Cohort: Custom Cohort Past results: on Subgroup: Program Area

As you developed your grant application, how much pressure did you feel to modify your organization's priorities in order to create a grant application that was likely to receive funding?

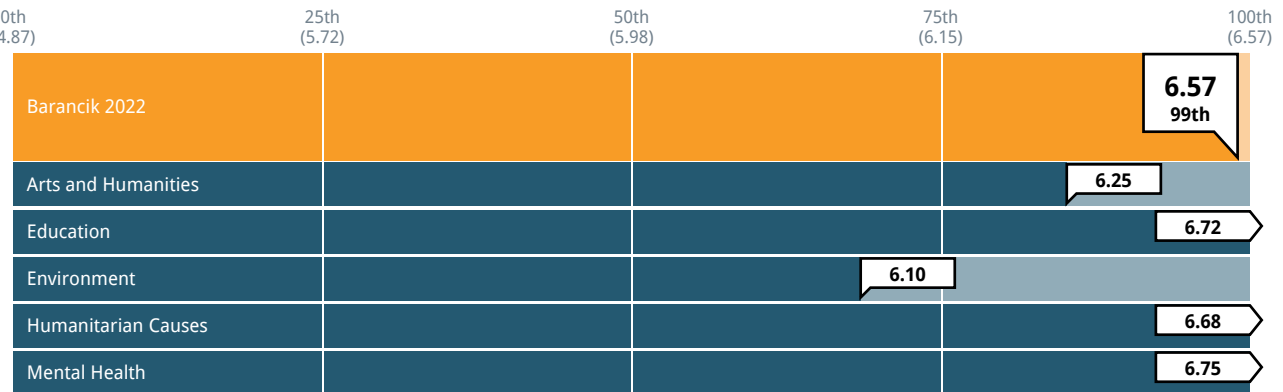
1 = No pressure 7 = Significant pressure



Cohort: Custom Cohort Past results: on Subgroup: Program Area

To what extent was the Foundation's application process an appropriate level of effort given the amount of funding received?

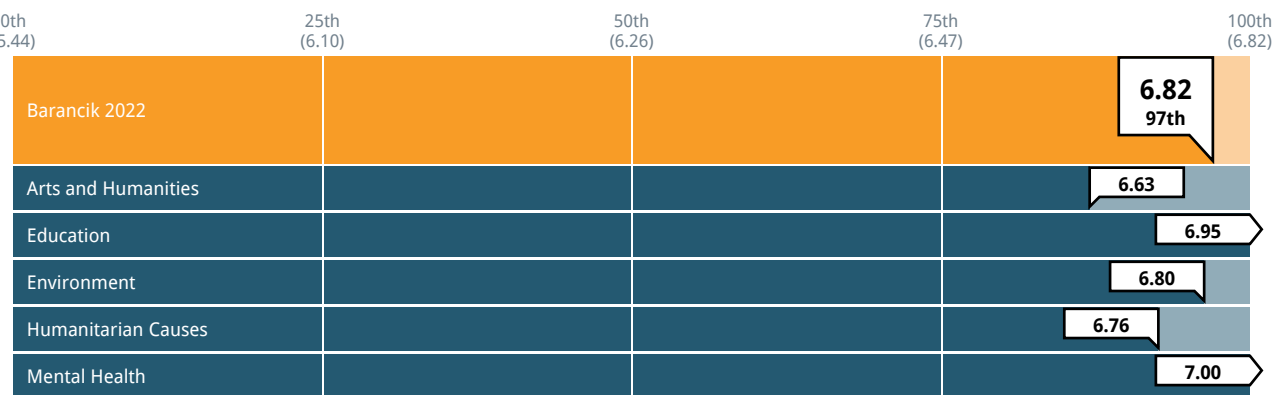
1 = Not at all 7 = To a great extent



Cohort: None Past results: on Subgroup: Program Area

To what extent was the Foundation clear and transparent about the application process requirements and timelines?

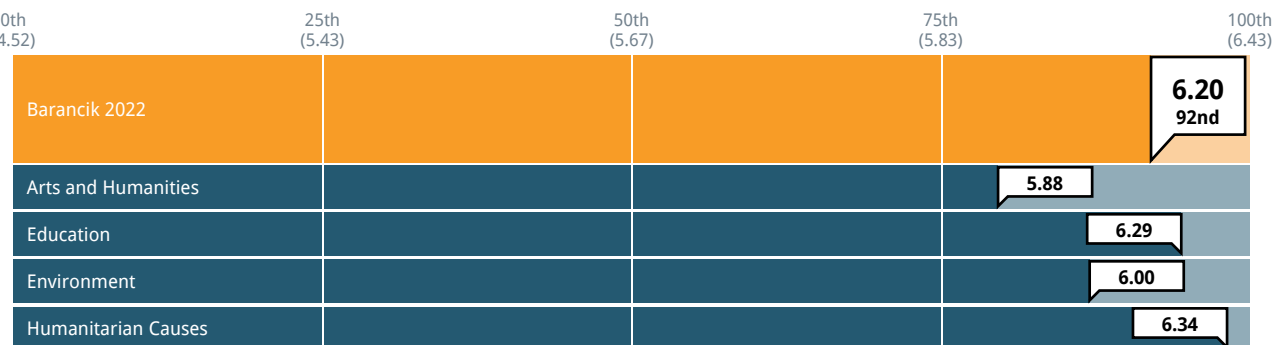
1 = Not at all 7 = To a great extent



Cohort: None Past results: on Subgroup: Program Area

To what extent was the Foundation clear and transparent about the criteria the Foundation uses to decide whether an application would be funded or declined?

1 = Not at all 7 = To a great extent



Cohort: None Past results: on Subgroup: Program Area

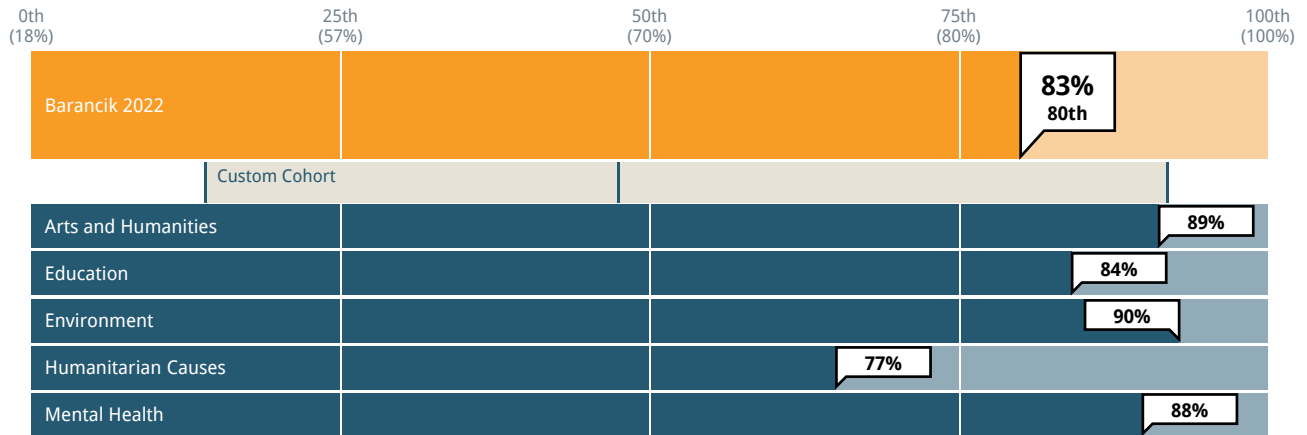
Reporting and Evaluation Process

Definition of Reporting and Evaluation

- "Reporting" - Barancik's standard oversight, monitoring, and grant reporting.
- "Evaluation" - formal activities *beyond reporting* undertaken by Barancik to assess or learn about a grant, a program, or Barancik's efforts.

At any point during the application or the grant period, did the Foundation and your organization exchange ideas regarding how your organization would assess the results of the work funded by this grant?

Proportion of grantees responding 'Yes'



Cohort: Custom Cohort Past results: on Subgroup: Program Area

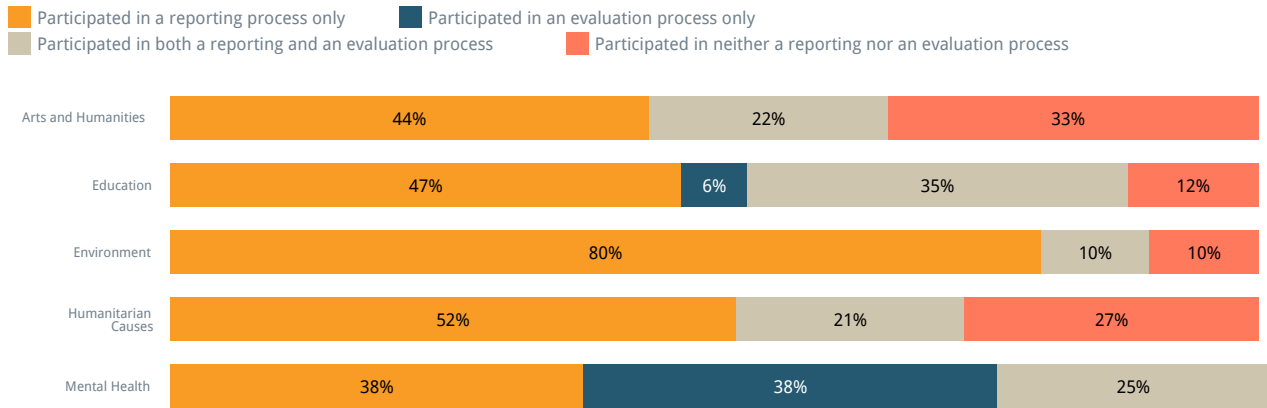
Participation in Reporting and/or Evaluation Processes

- Participated in a reporting process only
- Participated in an evaluation process only
- Participated in both a reporting and an evaluation process
- Participated in neither a reporting nor an evaluation process



Cohort: Custom Cohort Past results: on

Participation in Reporting and/or Evaluation Processes - By Subgroup



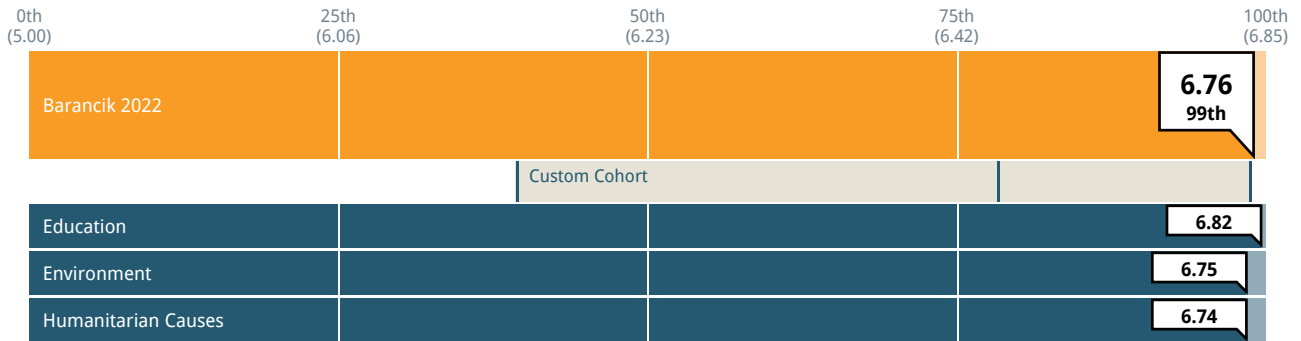
Subgroup: Program Area

Reporting Process

The following questions were only asked of grantees that indicated having participated in a reporting process. See the "Reporting and Evaluation Process" page for data on the proportion of grantees participating in this process.

To what extent was the Foundation's reporting process straightforward?

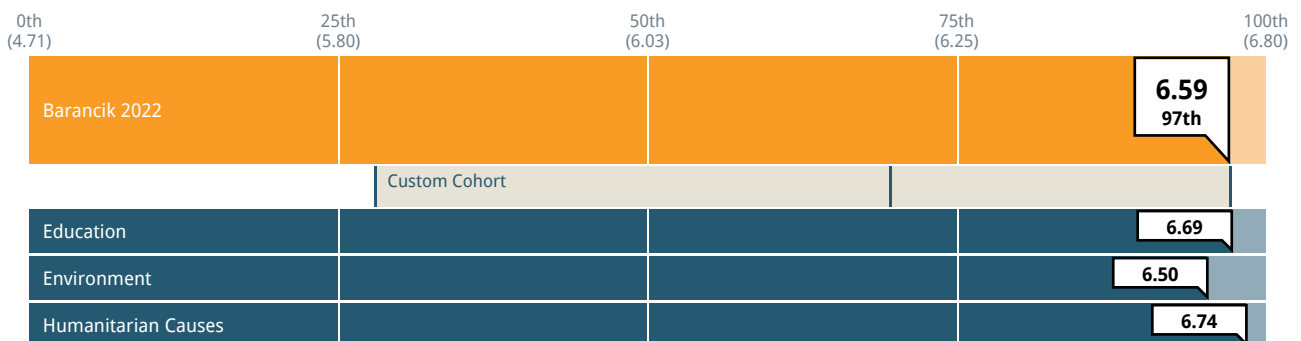
1 = Not at all 7 = To a great extent



Cohort: Custom Cohort Past results: on Subgroup: Program Area

To what extent was the Foundation's reporting process adaptable, if necessary, to fit your circumstances?

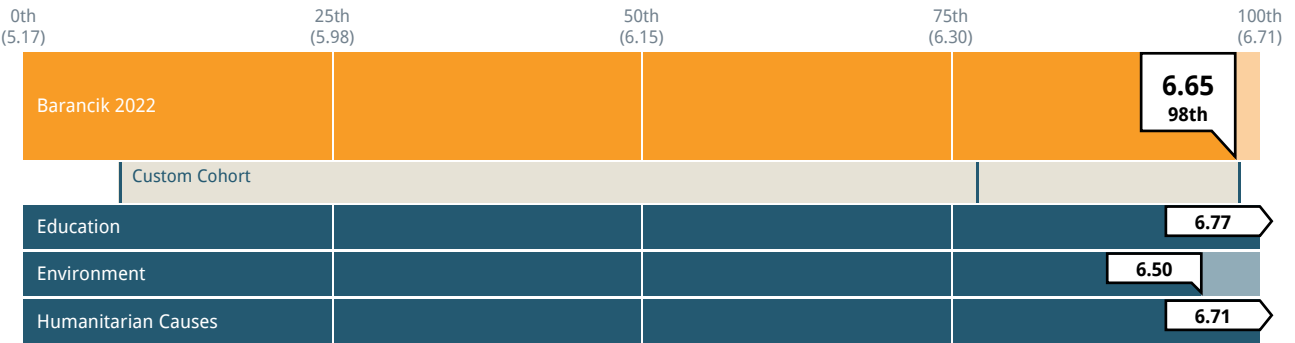
1 = Not at all 7 = To a great extent



Cohort: Custom Cohort Past results: on Subgroup: Program Area

To what extent was the Foundation's reporting process relevant, with questions and measures pertinent to the work funded by this grant?

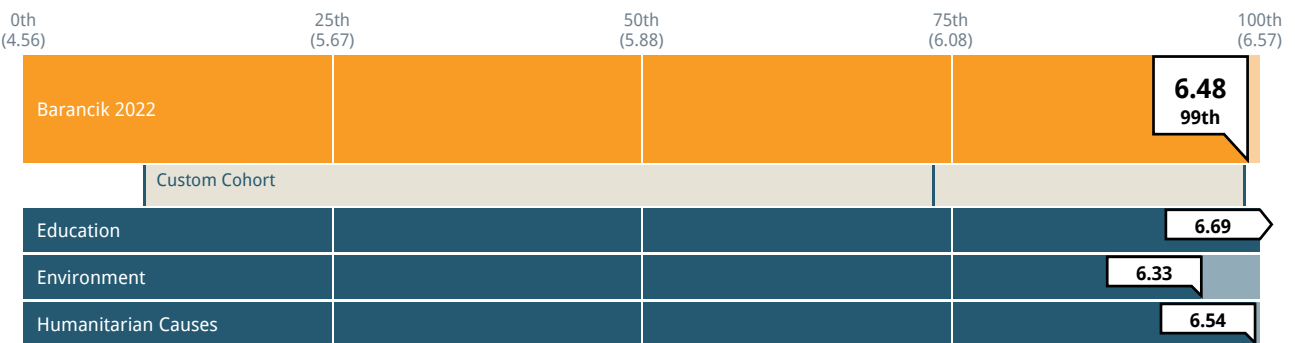
1 = Not at all 7 = To a great extent



Cohort: Custom Cohort Past results: on Subgroup: Program Area

To what extent was the Foundation's reporting process a helpful opportunity for you to reflect and learn?

1 = Not at all 7 = To a great extent



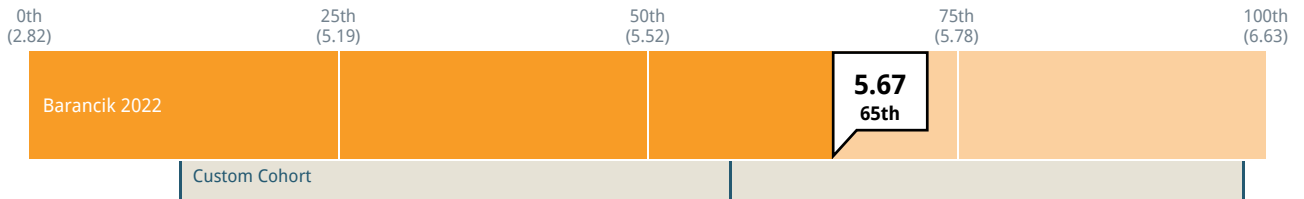
Cohort: Custom Cohort Past results: on Subgroup: Program Area

Evaluation Process

The following questions were only asked of grantees that indicated having participated in an evaluation process. See the "Reporting and Evaluation Process" page for data on the proportion of grantees participating in this process.

To what extent did the evaluation incorporate input from your organization in the design of the evaluation?

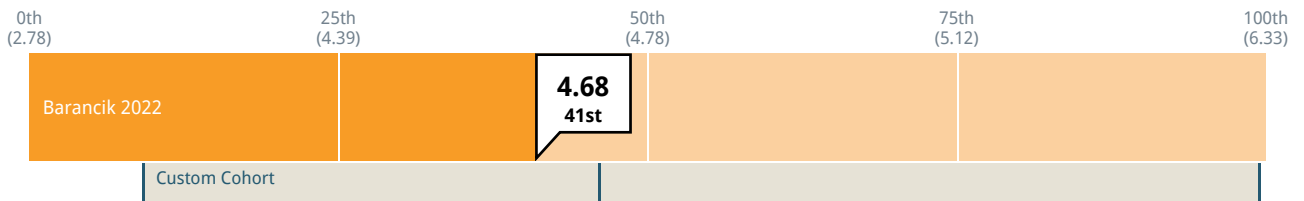
1 = Not at all 7 = To a great extent



Cohort: Custom Cohort Past results: on Subgroup: Program Area

To what extent did the evaluation result in your organization making changes to the work that was evaluated?

1 = Not at all 7 = To a great extent

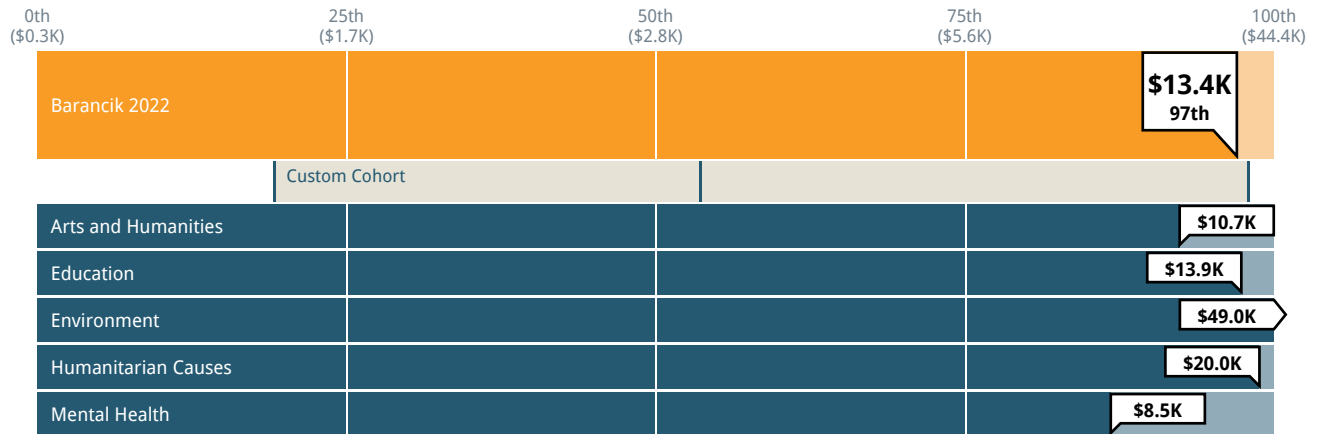


Cohort: Custom Cohort Past results: on Subgroup: Program Area

Dollar Return and Time Spent on Processes

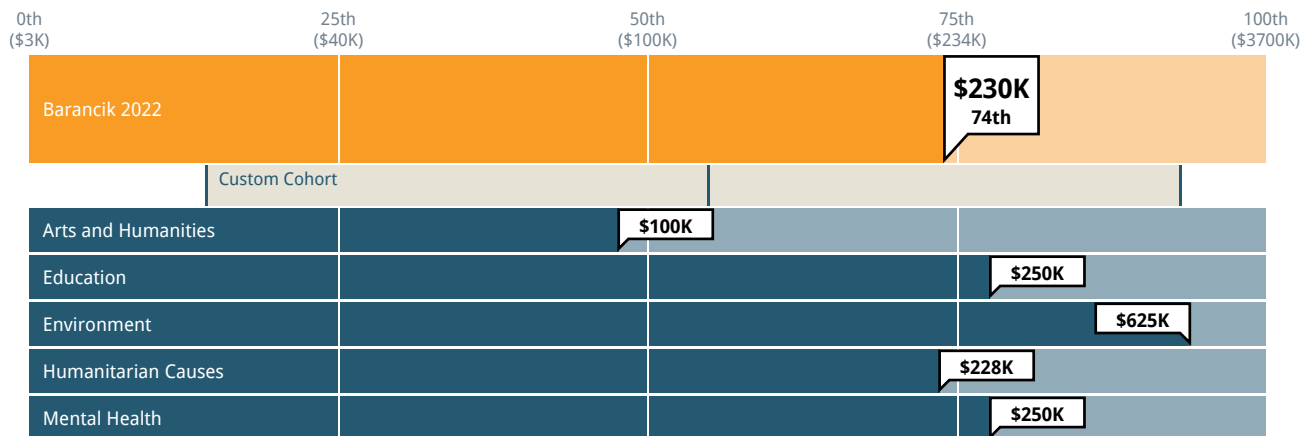
Dollar Return: Median grant dollars awarded per process hour required

Includes total grant dollars awarded and total time necessary to fulfill the requirements over the lifetime of the grant



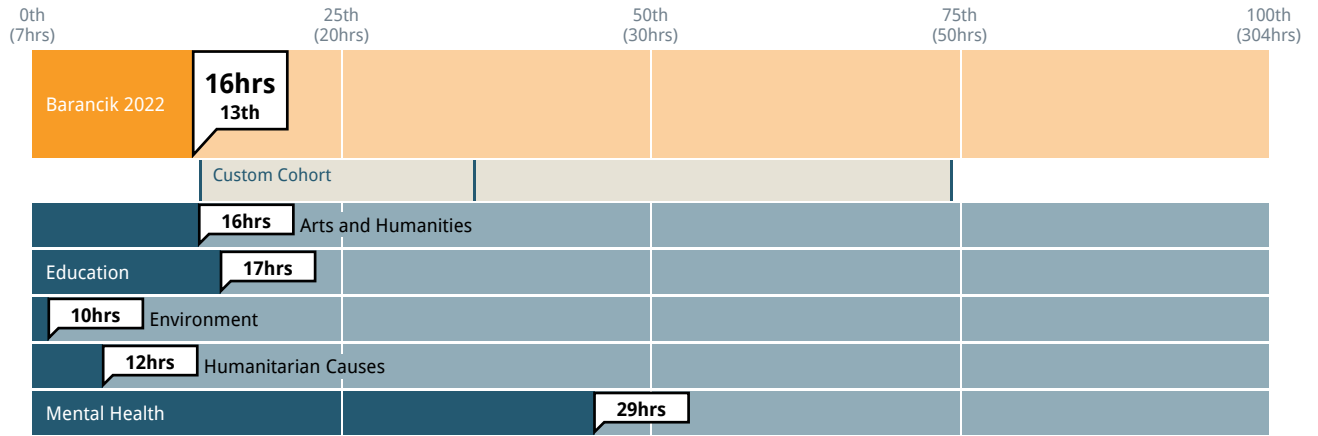
Cohort: Custom Cohort Past results: on Subgroup: Program Area

Median Grant Size



Cohort: Custom Cohort Past results: on Subgroup: Program Area

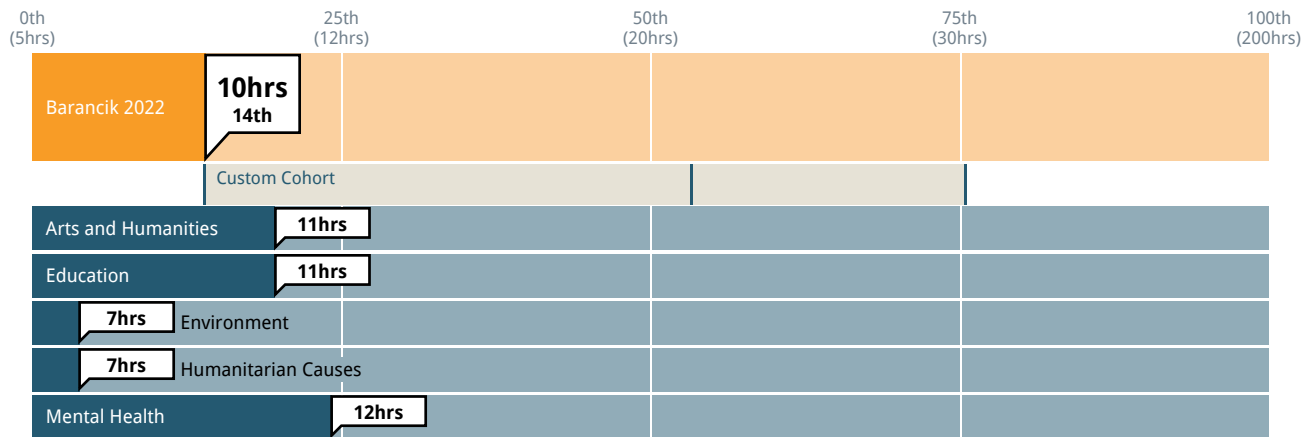
Median hours spent by grantees on funder requirements over grant lifetime



Cohort: Custom Cohort Past results: on Subgroup: Program Area

Time Spent on Application Process

Median Hours Spent on Proposal and Application Process



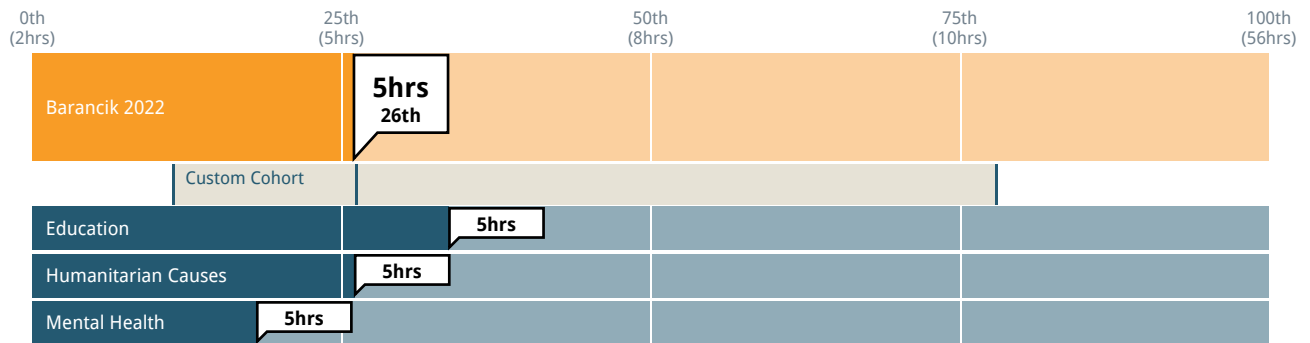
Cohort: Custom Cohort Past results: on Subgroup: Program Area

Selected Cohort: Custom Cohort			
Time Spent On Application And Application Process	Barancik 2022	Average Funder	Custom Cohort
1 to 9 hours	49%	24%	26%
10 to 19 hours	28%	21%	23%
20 to 29 hours	8%	17%	20%
30 to 39 hours	3%	7%	7%
40 to 49 hours	5%	11%	12%
50 to 99 hours	7%	11%	8%
100 to 199 hours	0%	6%	3%
200+ hours	0%	3%	1%

Selected Subgroup: Program Area					
Time Spent On Application And Application Process (By Subgroup)	Arts and Humanities	Education	Environment	Humanitarian Causes	Mental Health
1 to 9 hours	38%	44%	60%	58%	25%
10 to 19 hours	38%	22%	20%	26%	50%
20 to 29 hours	12%	11%	10%	6%	0%
30 to 39 hours	0%	6%	0%	0%	12%
40 to 49 hours	0%	11%	0%	3%	12%
50 to 99 hours	12%	6%	10%	6%	0%
100 to 199 hours	0%	0%	0%	0%	0%
200+ hours	0%	0%	0%	0%	0%

Time Spent on Reporting and Evaluation Process

Median Hours Spent on Monitoring, Reporting and Evaluation Process Per Year



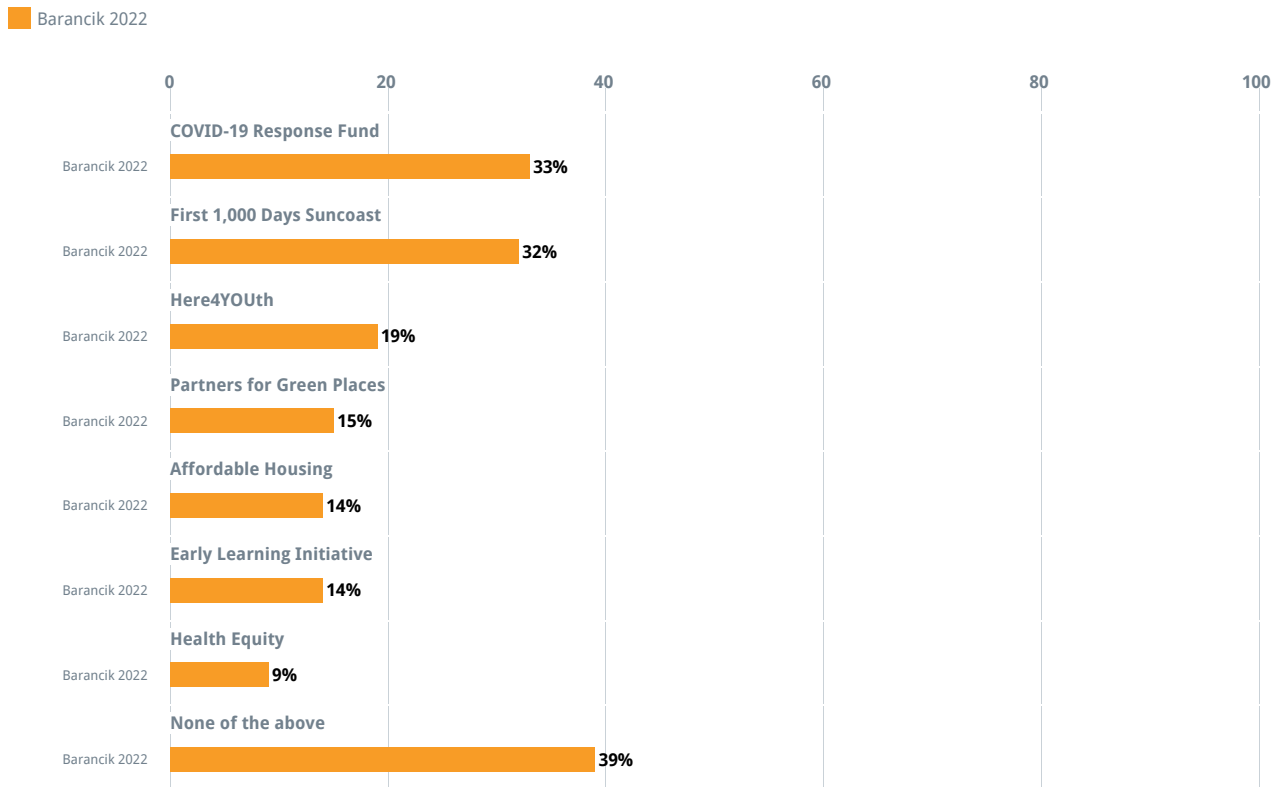
Cohort: Custom Cohort Past results: on Subgroup: Program Area

Selected Cohort: Custom Cohort			
Time Spent On Monitoring, Reporting, And Evaluation Process (Annualized)	Barancik 2022	Average Funder	Custom Cohort
1 to 9 hours	61%	55%	63%
10 to 19 hours	18%	19%	19%
20 to 29 hours	5%	10%	8%
30 to 39 hours	4%	4%	2%
40 to 49 hours	5%	3%	3%
50 to 99 hours	5%	5%	4%
100+ hours	2%	4%	1%

Selected Subgroup: Program Area					
Time Spent On Monitoring, Reporting, And Evaluation Process (Annualized) (By Subgroup)	Arts and Humanities	Education	Environment	Humanitarian Causes	Mental Health
1 to 9 hours	N/A	57%	N/A	62%	62%
10 to 19 hours	N/A	29%	N/A	14%	0%
20 to 29 hours	N/A	0%	N/A	5%	12%
30 to 39 hours	N/A	7%	N/A	5%	0%
40 to 49 hours	N/A	0%	N/A	5%	12%
50 to 99 hours	N/A	0%	N/A	10%	12%
100+ hours	N/A	7%	N/A	0%	0%

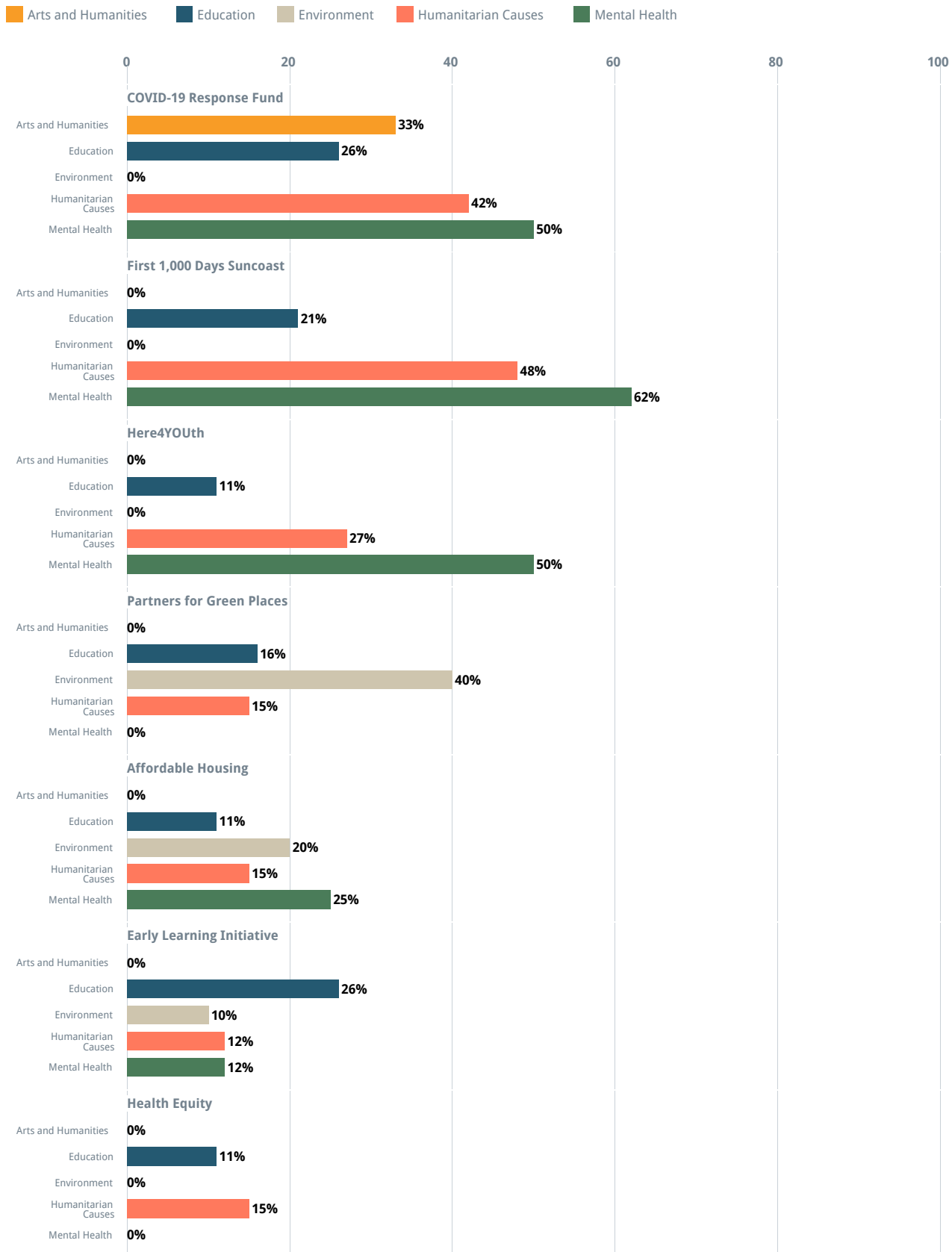
Customized Questions

Does your organization participate in any of the following Foundation initiatives? (please check all that apply)



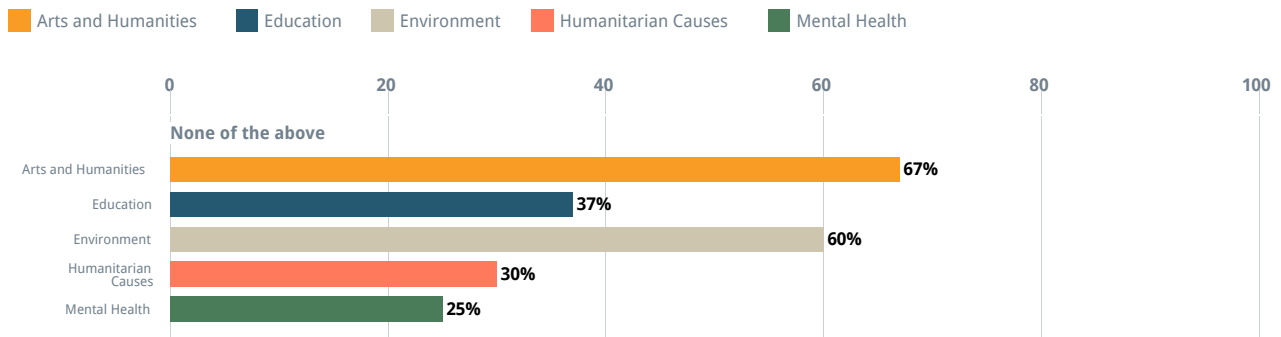
Cohort: None Past results: on

Does your organization participate in any of the following Foundation initiatives? (please check all that apply) - By Subgroup



Subgroup: Program Area

Does your organization participate in any of the following Foundation initiatives? (please check all that apply) - By Subgroup (cont.)



Subgroup: Program Area

Please rate the extent to which you agree or disagree with the following statements concerning your organization's participation in Foundation initiatives:

1 = Strongly disagree 4 = Neither agree nor disagree 7 = Strongly agree



Cohort: None Past results: on

Please rate the extent to which you agree or disagree with the following statements concerning your organization's participation in Foundation initiatives: - By Subgroup

1 = Strongly disagree 4 = Neither agree nor disagree 7 = Strongly agree

Education Humanitarian Causes



Subgroup: Program Area

Does your organization use the Unite Us referral database?

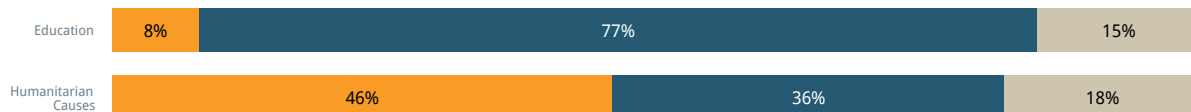
Yes No In Process



Cohort: None Past results: on

Does your organization use the Unite Us referral database? - By Subgroup

Yes No In Process

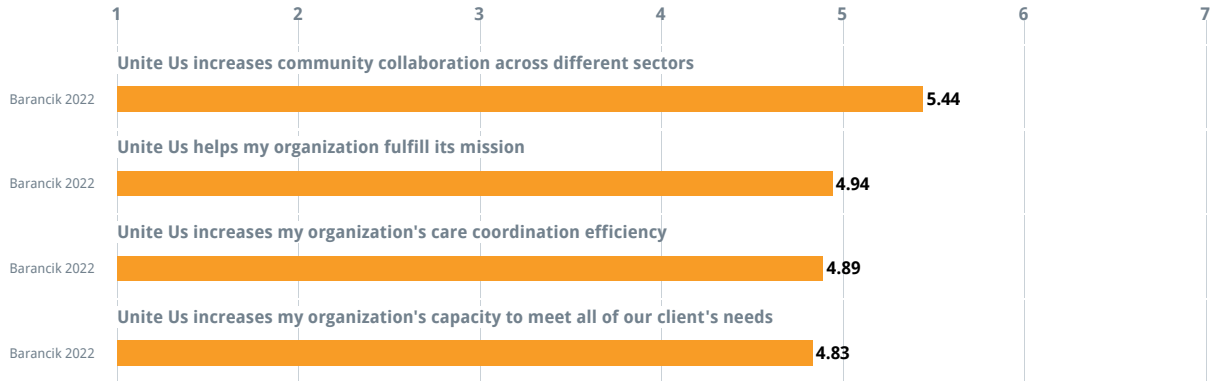


Subgroup: Program Area

Please rate the extent to which you agree or disagree with the following statements concerning the Unite Us client referral database:

1 = Strongly disagree 4 = Neither agree nor disagree 7 = Strongly agree

Barancik 2022

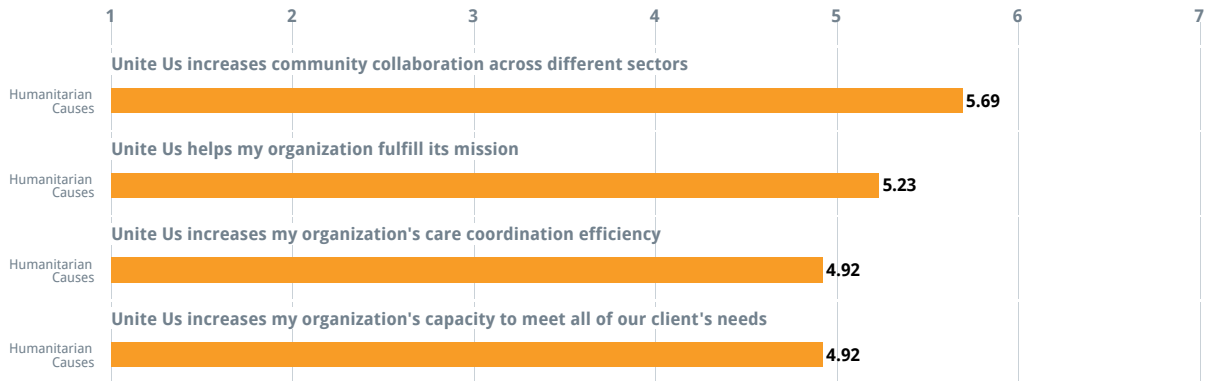


Cohort: None Past results: on

Please rate the extent to which you agree or disagree with the following statements concerning the Unite Us client referral database: - By Subgroup

1 = Strongly disagree 4 = Neither agree nor disagree 7 = Strongly agree

Humanitarian Causes

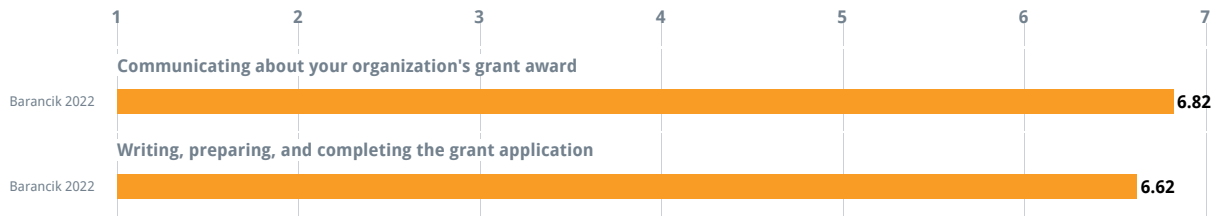


Subgroup: Program Area

To what extent were members of the Foundation's staff helpful to your organization in:

1 = Not at all 7 = To a great extent

Barancik 2022

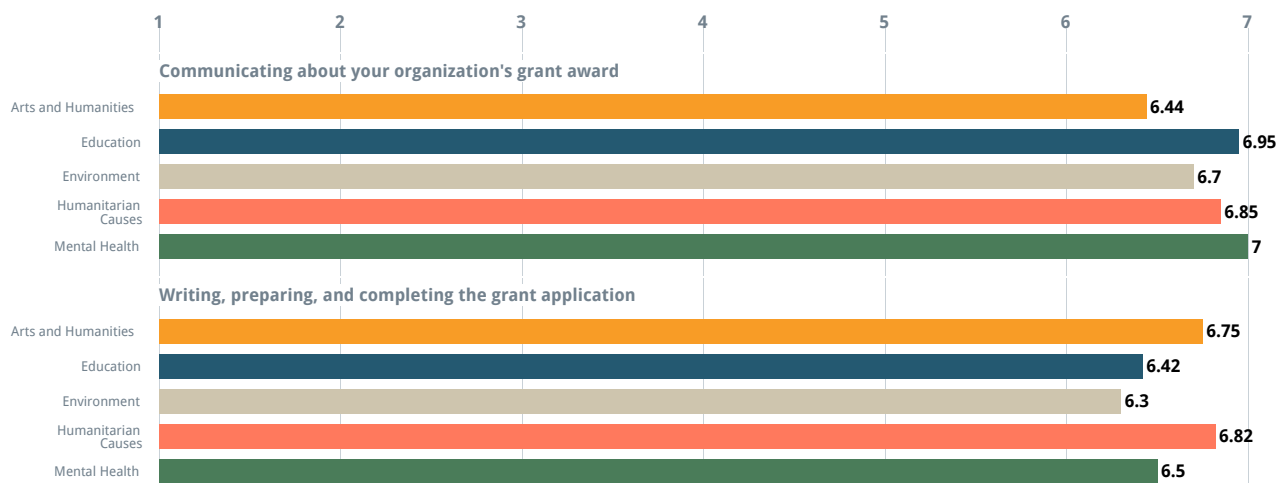


Cohort: None Past results: on

To what extent were members of the Foundation's staff helpful to your organization in: - By Subgroup

1 = Not at all 7 = To a great extent

Arts and Humanities Education Environment Humanitarian Causes Mental Health



Subgroup: Program Area

Grantees' Written Comments

In the Foundation's Grantee Perception Report survey, CEP asks three written questions:

1. "Please comment on the quality of Barancik's processes, interactions, and communications."
2. "Thinking beyond the grant you received, please comment on how Barancik influences your field, community, or organization."
3. "What specific improvements would you suggest that would make Barancik a better funder?"

To download the full set of grantee comments and suggestions, please refer to the "Attachments" dropdown menu at the top right of your report. Please note that some comments may be redacted or removed to protect the confidentiality of respondents.

CEP's Qualitative Analysis

CEP thoroughly reviews each comment submitted and conducts comprehensive qualitative analysis on two of these questions in the GPR.

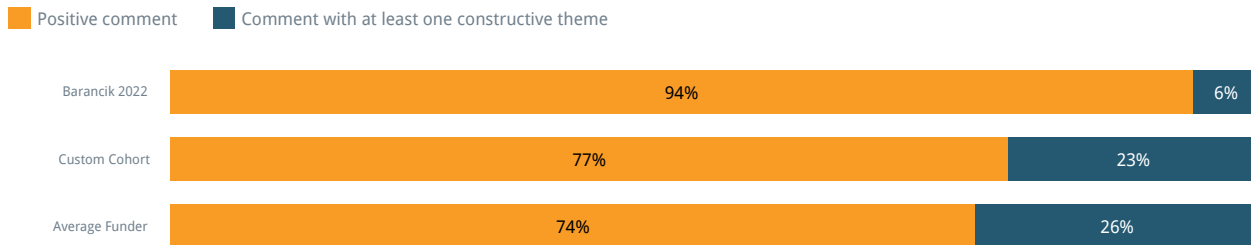
The following pages outline the results of CEP's analyses.

Quality of Processes, Interactions and Communications

Grantees were asked to comment on the quality of Barancik's processes, interactions, and communications. Their comments were then categorized by the nature of their content, specifically whether the content is positive, neutral or constructive.

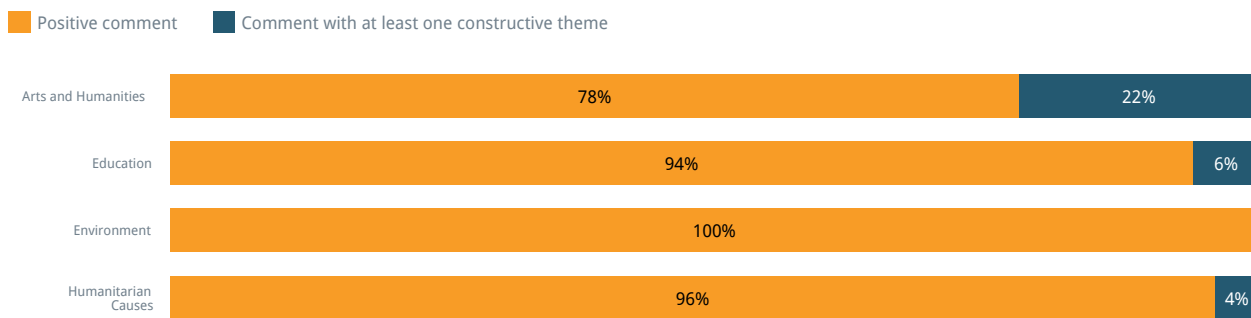
For a comment to be categorized as constructive, there must have been at least one constructive topic in its content.

Positivity of Comments about the Quality of the Foundation's Processes, Interactions, and Communications



Cohort: Custom Cohort Past results: on

Positivity of Comments about the Quality of the Foundation's Processes, Interactions, and Communications - By Subgroup



Subgroup: Program Area

Suggestion Themes

Grantees were asked to provide any suggestions for how the Foundation could improve. The 79 grantees that responded to the survey provided 29 constructive suggestions. These suggestions were thematically categorized by CEP and grouped into the topics below.

Proportion of Grantee Suggestions by Topic

Topic of Suggestion	Proportion
Communications	21%
Non-Monetary Assistance	21%
Grantmaking Characteristics	17%
Strategy and Impact	14%
Understanding of Grantees' Communities	14%
Diversity, Equity, and Inclusion	10%
Processes	3%

Grantee Suggestions

Grantees were asked to provide any suggestions for how the Foundation could improve. The 79 grantees that responded to the survey provided a total of 29 distinct suggestions. These suggestions were thematically categorized by CEP and grouped into the topics below.

Communications (21% N=6)

- Greater Clarity Around Goals, Priorities and Future Work (N = 6)
 - "Communicate more clearly about how the decision to regrant funding works, when regranting occurs, whether organizations typically receive regranting, and for how long."
 - "Discuss all priorities the foundation is willing to fund"
 - "I would love to have a conversation regarding expectations for future opportunities."
 - "[Offer] an annual workshop where key members of my organization could come to the Foundation and receive an update on current projects, institutional priorities, and emerging trends."
 - "It would be great to get to meet at least annually to update on our breadth and scope and to explore areas in which the foundation is considering for future support - to find alignment."
 - "It would be helpful to have a roundtable discussion about my organization with specific conversation around mission and relationship building."

Non-Monetary Assistance (21% N=6)

- Organizational Capacity Support (N = 2)
 - "Small startups always need training, in every area, especially navigating other grant application."
 - "Providing training or workshop opportunities for their non-profit community partners, i.e., leadership, sustainability, board development, DEI, etc."
- Support for Collaboration and Convenings (N = 2)
 - "More opportunities for non-funded partners to join in Foundation work would help strengthen and uplift the community."
 - "Convene a series of charettes with nonprofit leaders to address the numerous challenges facing the sector and our community. This could also be approached collaboratively with other area Foundations as well."
- Other Non-Monetary Assistance (N = 2)
 - "Grow their efforts to share the stories of their grantees to help spread the word about their good work."
 - "Sponsoring/offering to introduce to or co sponsor with corporate allies to help promote matching and amplified funding opportunities and future relationships."

Grantmaking Characteristics (17% N=5)

- Grant Type (N = 3)
 - "Designating a percentage of grants to specifically offset staff salaries/general operating costs"
 - "More general operating funding is essential to address the multifaceted aspects of our low-income constituents."
 - "We would like to see the Foundation expand their consideration of capital requests, as well as endowments."
- Multiyear Support (N = 2)
 - "It is always nice from a stability standpoint to have multi year investments."
 - "Commit to multiyear funding."

Strategy and Impact (14% N=4)

- Collaborative Grantmaking Efforts (N = 2)
 - "They also work in some projects jointly with other foundations. We would like to see those joint collaborations increase around critical issues that affect our region."
 - "Think about funding organizations and/or programs that are collaborative."
- Funding Areas (N = 2)
 - "Greater funding for environmental issues."
 - "[Cultivate] smaller organization leadership and relationships, [with] greater points for future funding through effective partnerships between large and smaller organizations, women/BIPOC led and other organizations, particularly those addressing social determinants of health."

Understanding of Grantees' Communities (14% N=4)

- Understanding Grantees' Context (N = 4)
 - "I believe more site visits with applicants would help the foundation have a better understanding of community needs. Not just during the grant writing process but afterwards as well."
 - "The Foundation could create a "boots on the ground" advisory group of individuals who are working in the human services field to get better hands on

- knowledge of community issues."
- "When time permits, being at ground zero with partners will add to anyone's perspective."
- "Whenever possible, speak not only to an organization's leaders but also to those it serves."

Diversity, Equity, and Inclusion (10% N=3)

- Using Voice and Resources to Promote DEI (N = 3)
 - "We would also like to see the Foundation make a greater commitment to DEI. We are working with a DEI consultant and discovered a need for greater understanding of racism. It would be helpful for the Foundation to take a larger role in our community regarding DEI."
 - "In terms of DEI, I would say initiate a community-led effort to decide on their priorities and then help the community & NPs work together"
 - "Insist that grantees and partnering corporate funders have representatively diverse board and team leadership, particularly if serving BIPOC/vulnerable communities."

Processes (3% N=1)

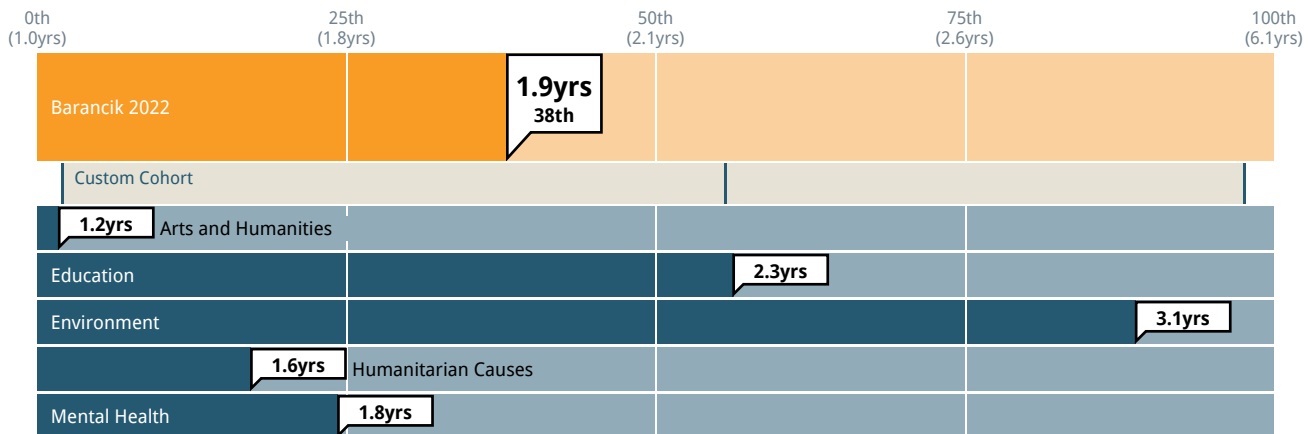
- Streamline the Grant Process (N = 1)
 - "I suppose there are areas where certain steps could be simplified even further...The simpler the reporting and budgeting requirements, the better."

Contextual Data

Please note that all information below is based on self-reported data from grantees.

Grantmaking Characteristics

Average Grant Length



Cohort: Custom Cohort Past results: on Subgroup: Program Area

Selected Cohort: Custom Cohort			
Length of Grant Awarded	Barancik 2022	Median Funder	Custom Cohort
Average grant length	1.9 years	2.1 years	2.2 years

Selected Cohort: Custom Cohort			
Length of Grant Awarded	Barancik 2022	Average Funder	Custom Cohort
0 - 1.99 years	52%	48%	53%
2 - 2.99 years	17%	22%	22%
3 - 3.99 years	23%	19%	13%
4 - 4.99 years	3%	3%	3%
5 - 50 years	5%	8%	9%

Selected Cohort: None		
Proportion of Unrestricted Funding	Barancik 2022	Average Funder
No, this funding was not restricted to a specific use (i.e. general operating, core support)	14%	26%
Yes, this funding was restricted to a specific use (e.g. supported a specific program, project, capital need, etc.)	86%	74%

Grantmaking Characteristics - By Subgroup

Selected Subgroup: Program Area					
Length of Grant Awarded (By Subgroup)	Arts and Humanities	Education	Environment	Humanitarian Causes	Mental Health
Average grant length	1.2 years	2.3 years	3.1 years	1.6 years	1.8 years

Selected Subgroup: Program Area					
Length of Grant Awarded (By Subgroup)	Arts and Humanities	Education	Environment	Humanitarian Causes	Mental Health
0 - 1.99 years	89%	47%	10%	58%	50%
2 - 2.99 years	0%	16%	20%	19%	25%
3 - 3.99 years	11%	21%	40%	23%	25%
4 - 4.99 years	0%	5%	10%	0%	0%
5 - 50 years	0%	11%	20%	0%	0%

Selected Subgroup: Program Area					
Proportion of Unrestricted Funding (By Subgroup)	Arts and Humanities	Education	Environment	Humanitarian Causes	Mental Health
No, this funding was not restricted to a specific use (i.e. general operating, core support)	22%	11%	10%	16%	12%
Yes, this funding was restricted to a specific use (e.g. supported a specific program, project, capital need, etc.)	78%	89%	90%	84%	88%

Grant Size

Selected Cohort: Custom Cohort			
Grant Amount Awarded	Barancik 2022	Median Funder	Custom Cohort
Median grant size	\$230K	\$100K	\$125K

Selected Cohort: Custom Cohort			
Grant Amount Awarded	Barancik 2022	Average Funder	Custom Cohort
Less than \$10K	0%	8%	4%
\$10K - \$24K	0%	11%	10%
\$25K - \$49K	3%	12%	15%
\$50K - \$99K	8%	15%	16%
\$100K - \$149K	21%	10%	11%
\$150K - \$299K	31%	17%	21%
\$300K - \$499K	16%	9%	8%
\$500K - \$999K	14%	8%	6%
\$1MM and above	8%	9%	8%

Selected Cohort: Custom Cohort			
Median Percent of Budget Funded by Grant (Annualized)	Barancik 2022	Median Funder	Custom Cohort
Size of grant relative to size of grantee budget	10%	4%	4%

Grant Size - By Subgroup

Selected Subgroup: Program Area					
Grant Amount Awarded (By Subgroup)	Arts and Humanities	Education	Environment	Humanitarian Causes	Mental Health
Median grant size	\$100K	\$250K	\$625K	\$228.5K	\$250K

Selected Subgroup: Program Area					
Grant Amount Awarded (By Subgroup)	Arts and Humanities	Education	Environment	Humanitarian Causes	Mental Health
Less than \$10K	0%	0%	0%	0%	0%
\$10K - \$24K	0%	0%	0%	0%	0%
\$25K - \$49K	0%	5%	0%	3%	0%
\$50K - \$99K	22%	11%	0%	6%	0%
\$100K - \$149K	56%	11%	20%	16%	25%
\$150K - \$299K	11%	32%	20%	42%	25%
\$300K - \$499K	11%	21%	0%	13%	38%
\$500K - \$999K	0%	16%	30%	13%	12%
\$1MM and above	0%	5%	30%	6%	0%

Selected Subgroup: Program Area					
Median Percent of Budget Funded by Grant (Annualized) (By Subgroup)	Arts and Humanities	Education	Environment	Humanitarian Causes	Mental Health
Size of grant relative to size of grantee budget	9%	7%	18%	10%	10%

Grantee Characteristics

Selected Cohort: Custom Cohort			
Operating Budget of Grantee Organization	Barancik 2022	Median Funder	Custom Cohort
Median Budget	\$1.4M	\$1.6M	\$1.3M

Selected Cohort: Custom Cohort			
Operating Budget of Grantee Organization	Barancik 2022	Average Funder	Custom Cohort
<\$100K	4%	8%	5%
\$100K - \$499K	21%	18%	18%
\$500K - \$999K	11%	13%	16%
\$1MM - \$4.9MM	36%	30%	33%
\$5MM - \$24MM	21%	18%	18%
>=\$25MM	8%	12%	10%

Grantee Characteristics - By Subgroup

Selected Subgroup: Program Area					
Operating Budget of Grantee Organization (By Subgroup)	Arts and Humanities	Education	Environment	Humanitarian Causes	Mental Health
Median Budget	\$1.4M	\$1.9M	\$1.2M	\$1.3M	\$1.2M

Selected Subgroup: Program Area					
Operating Budget of Grantee Organization (By Subgroup)	Arts and Humanities	Education	Environment	Humanitarian Causes	Mental Health
<\$100K	0%	11%	10%	0%	0%
\$100K - \$499K	11%	22%	30%	19%	25%
\$500K - \$999K	22%	6%	0%	16%	0%
\$1MM - \$4.9MM	33%	33%	20%	42%	38%
\$5MM - \$24MM	22%	17%	30%	19%	25%
>=\$25MM	11%	11%	10%	3%	12%

Funding Relationship

Selected Cohort: Custom Cohort			
Funding Status	Barancik 2022	Median Funder	Custom Cohort
Percent of grantees currently receiving funding from the Foundation	84%	82%	84%

Selected Cohort: Custom Cohort			
Pattern of Grantees' Funding Relationship with the Foundation	Barancik 2022	Average Funder	Custom Cohort
First grant received from the Foundation	40%	29%	23%
Consistent funding in the past	44%	53%	59%
Inconsistent funding in the past	17%	18%	18%

Funding Relationship - by Subgroup

Selected Subgroup: Program Area					
Funding Status (By Subgroup)	Arts and Humanities	Education	Environment	Humanitarian Causes	Mental Health
Percent of grantees currently receiving funding from the Foundation	78%	79%	70%	91%	88%

Selected Subgroup: Program Area					
Pattern of Grantees' Funding Relationship with the Foundation (By Subgroup)	Arts and Humanities	Education	Environment	Humanitarian Causes	Mental Health
First grant received from the Foundation	50%	42%	70%	33%	12%
Consistent funding in the past	38%	53%	20%	39%	75%
Inconsistent funding in the past	12%	5%	10%	27%	12%

Funder Characteristics

Selected Cohort: Custom Cohort			
Financial Information	Barancik 2022	Median Funder	Custom Cohort
Total assets	\$641.6M	\$260.9M	\$479.2M
Total giving	\$11.6M	\$18.6M	\$17.1M

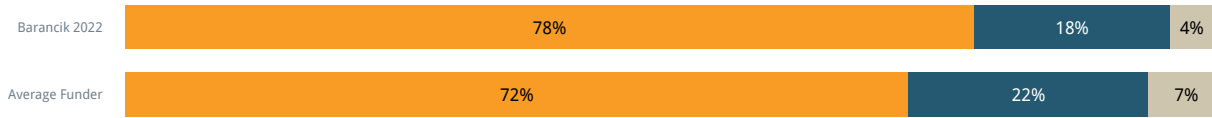
Selected Cohort: Custom Cohort			
Funder Staffing	Barancik 2022	Median Funder	Custom Cohort
Total staff (FTEs)	7	17	17
Percent of staff who are program staff	43%	43%	43%

Selected Cohort: Custom Cohort			
Grantmaking Processes	Barancik 2022	Median Funder	Custom Cohort
Proportion of grants that are invitation-only	100%	50%	43%
Proportion of grantmaking dollars that are invitation-only	100%	64%	60%

Respondents and Communities Served

Are the efforts funded by this grant primarily meant to benefit historically disadvantaged groups?

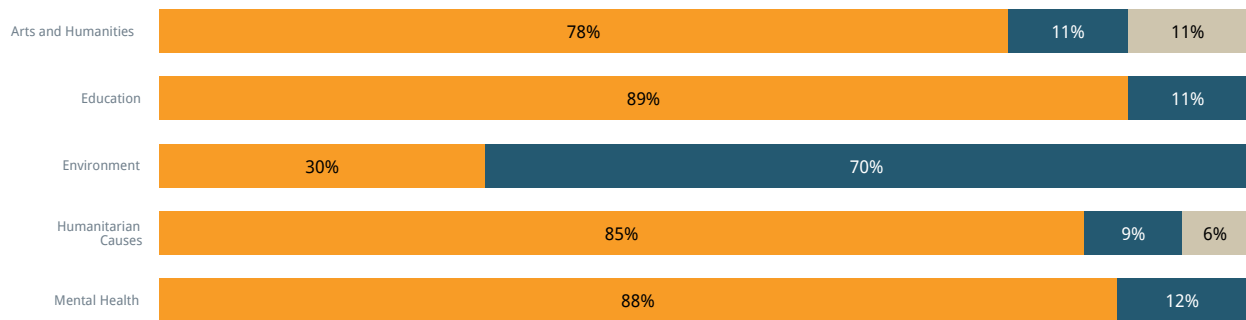
Yes No Don't know



Cohort: None Past results: on

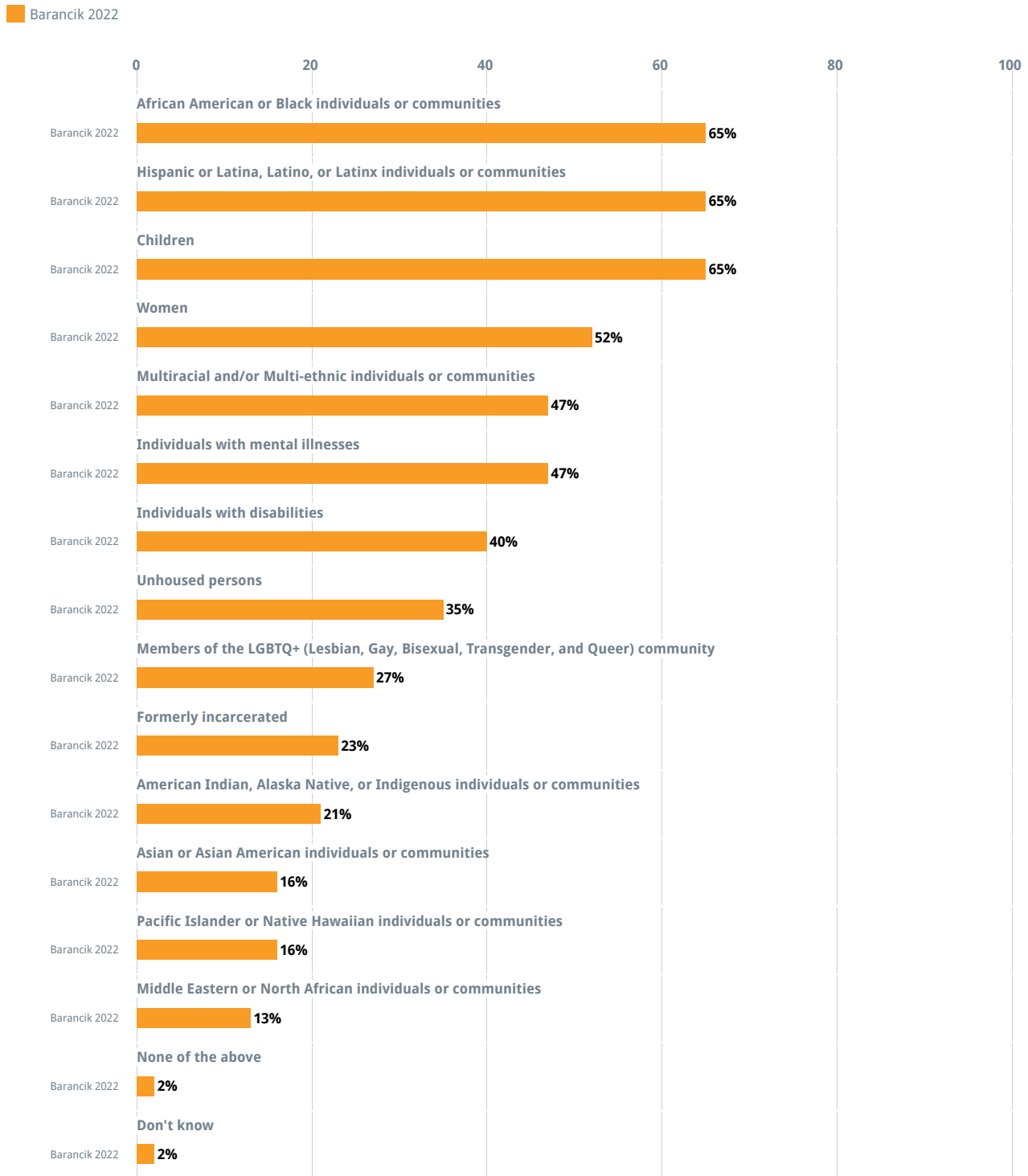
Are the efforts funded by this grant primarily meant to benefit historically disadvantaged groups? - By Subgroup

Yes No Don't know



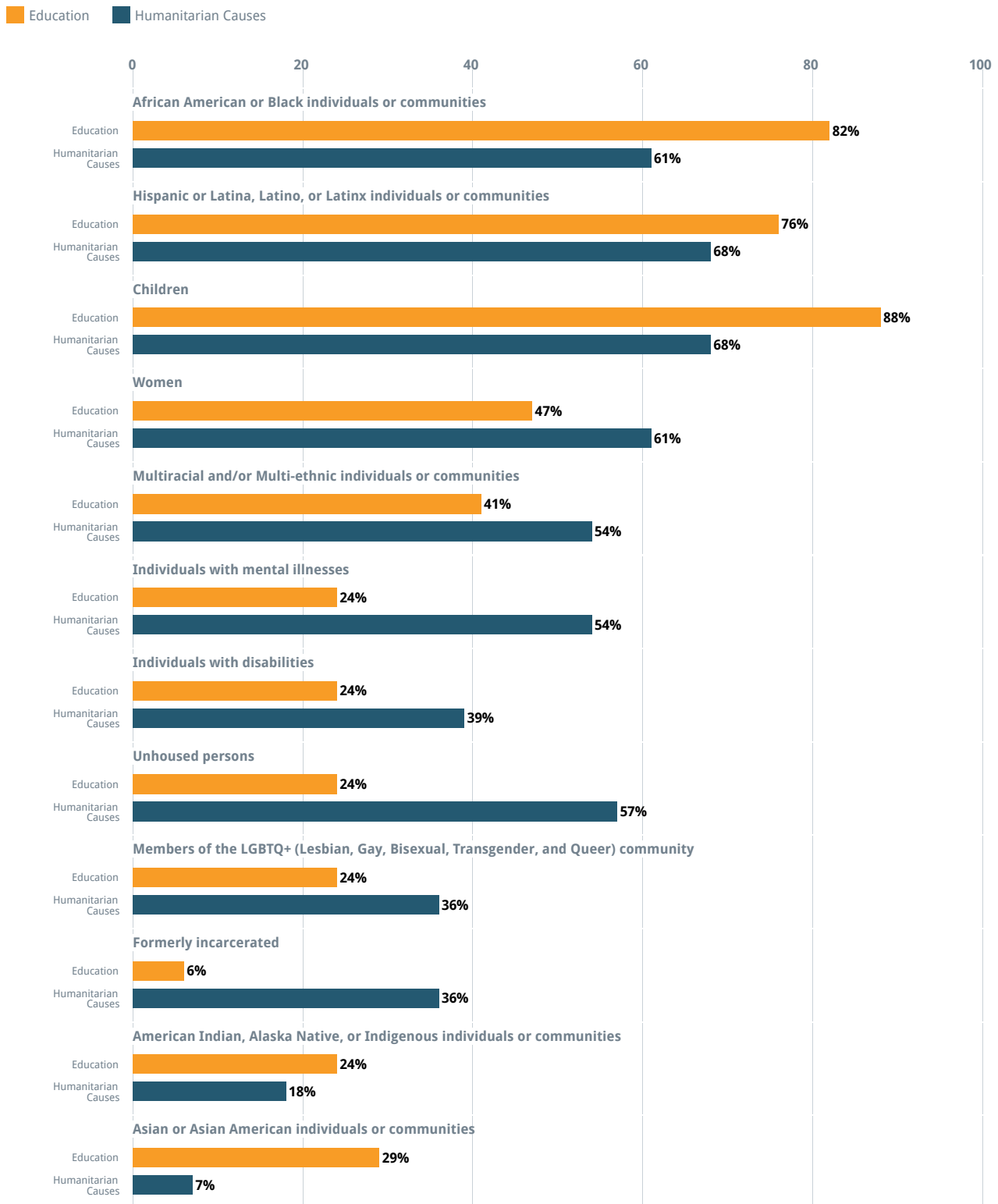
Subgroup: Program Area

Specifically, are any of the following populations the primary intended people and/or communities served by the efforts funded by this grant?



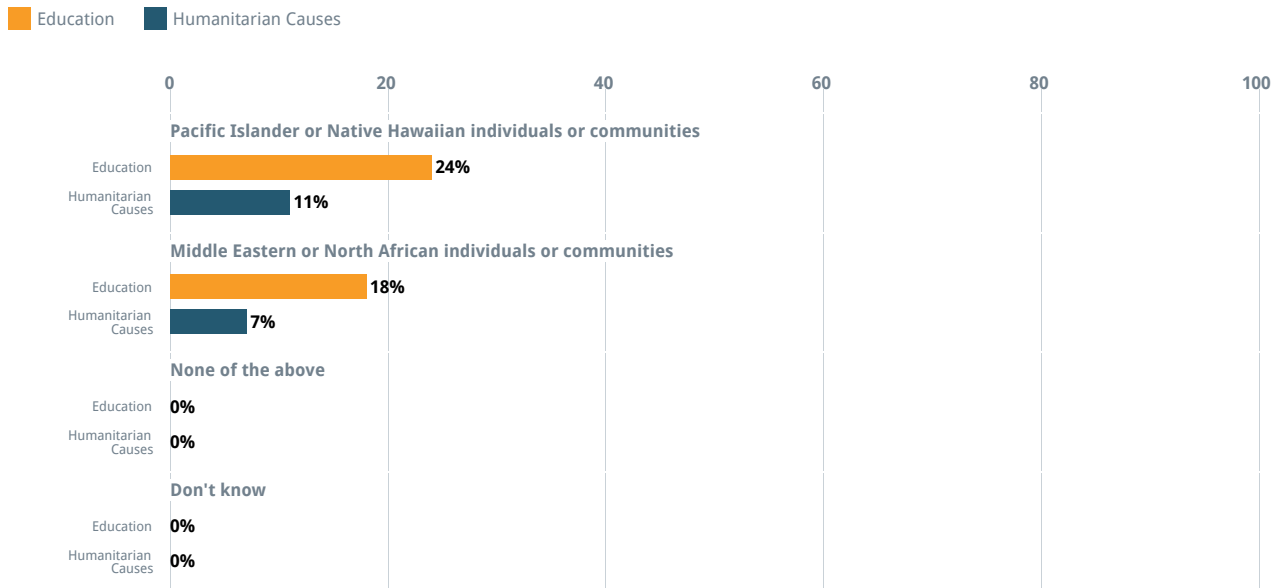
Cohort: None Past results: on

Specifically, are any of the following populations the primary intended people and/or communities served by the efforts funded by this grant? - By Subgroup



Subgroup: Program Area

Specifically, are any of the following populations the primary intended people and/or communities served by the efforts funded by this grant? - By Subgroup (cont.)



Subgroup: Program Area

Respondent Demographics

Note: Survey questions about respondents' demographics were recently modified or added to match best practices, and depict comparative data from over 50 funders in the dataset. Demographic questions related to grantees' POC and racial/ethnic identity are only asked of respondents in the United States.

Survey language and response options for questions about race and ethnicity are guided by best practices shared by [National Institutes of Health](#), [Pew Research Center](#), [Psi Chi Journal of Psychological Research](#), and the [US Census Bureau](#).

Survey language and response options for questions about gender and LGBTQ+ identity are guided by best practices shared by [Funders For LGBTQ Issues](#), [HRC Foundation's Welcoming Schools](#), and the [Williams Institute of the University of California – Los Angeles School of Law](#).

Survey respondents are asked to share their gender identities in a check-all-that-apply question. Each chart has the option of showing the average ratings of respondents who selected only "man," only "woman," multiple gender identities, "gender non-conforming or non-binary," "prefer to self-identify," and "prefer not to say" - as long as that response option had at least 10 respondents.

Differences in Ratings by Respondent Demographics

It is CEP's standard practice to analyze responses for differences by the following demographics characteristics:

Person of Color Identity

Ratings from grantees who identify as a person of color are significantly *lower* than grantees who identify as not a person of color for the following measures:

- Understanding of grantees' local communities
- Awareness of challenges facing grantee organizations
- Grantee comfort approaching the funder if a problem arises

Additionally, a significantly *higher* proportion of grantees who identified as a person of color have organizational budgets of less than \$1M and receive grants less than \$100K.

A significantly *higher* proportion of grantees who identified as a person of color also reported initiating the majority of contact with the Foundation, compared to those who did not identify as a person of color.

Respondent Gender

Ratings from respondents who identify exclusively as "woman" are significantly *higher* than respondents who identify exclusively as "man" for the following measures:

- Helpfulness of the selection process to grantees in strengthening the efforts of funded organization/program
- The extent to which the reporting process is...a helpful opportunity for you to reflect and learn

Ratings from respondents who identify exclusively as "woman" are significantly *lower* than respondents who identify exclusively as "man" for the following measures:

- Understanding of grantees' local communities
- Understanding of the needs of the people and communities served
- Extent to which programmatic priorities reflect understanding of needs of people and communities served
- Understanding of grantees' goals and strategy
- Agreement that the Foundation demonstrates an explicit commitment to diversity, equity, and inclusion in its work
- Agreement that most Foundation staff embody a strong commitment to explicit commitment to diversity, equity, and inclusion
- Agreement that the Foundation is committed to combatting racism

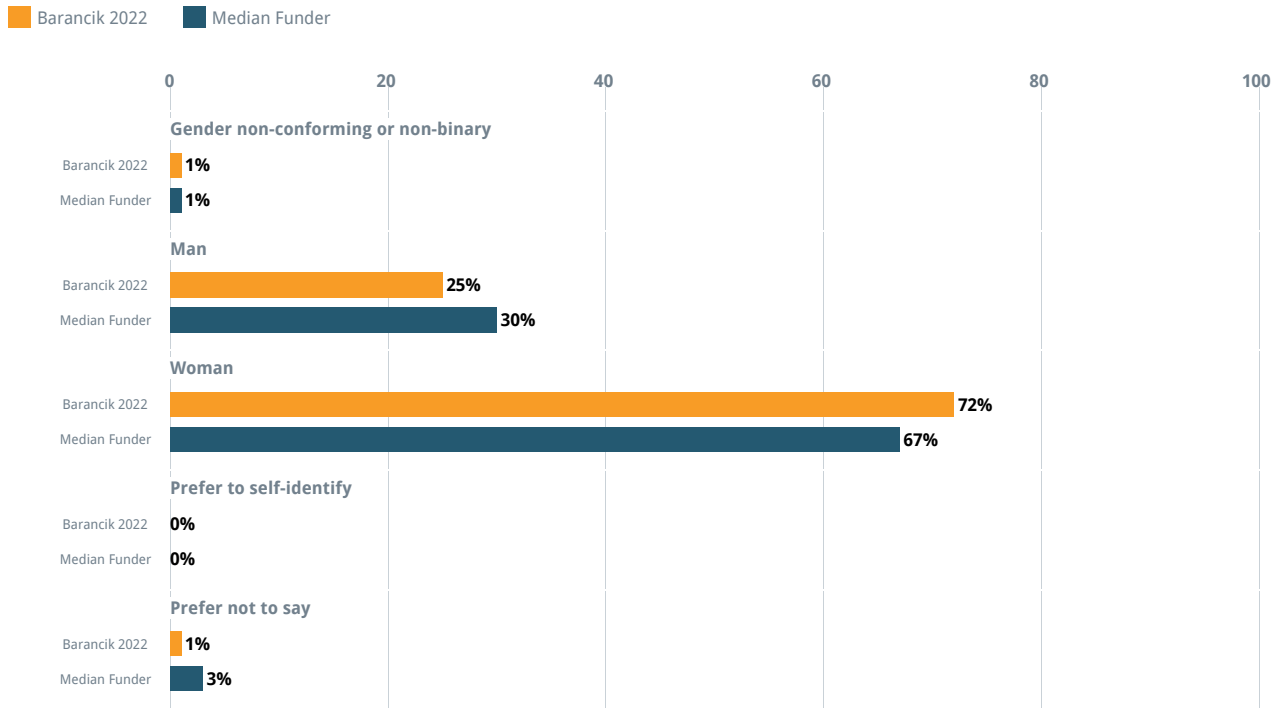
Additionally, a significantly *higher* proportion of grantees who identified as a woman reported having an organizational budget of less than \$1M

There are too few respondents to analyze results by Transgender Identity

There are too few respondents to analyze results by LGBTQ+ Identity

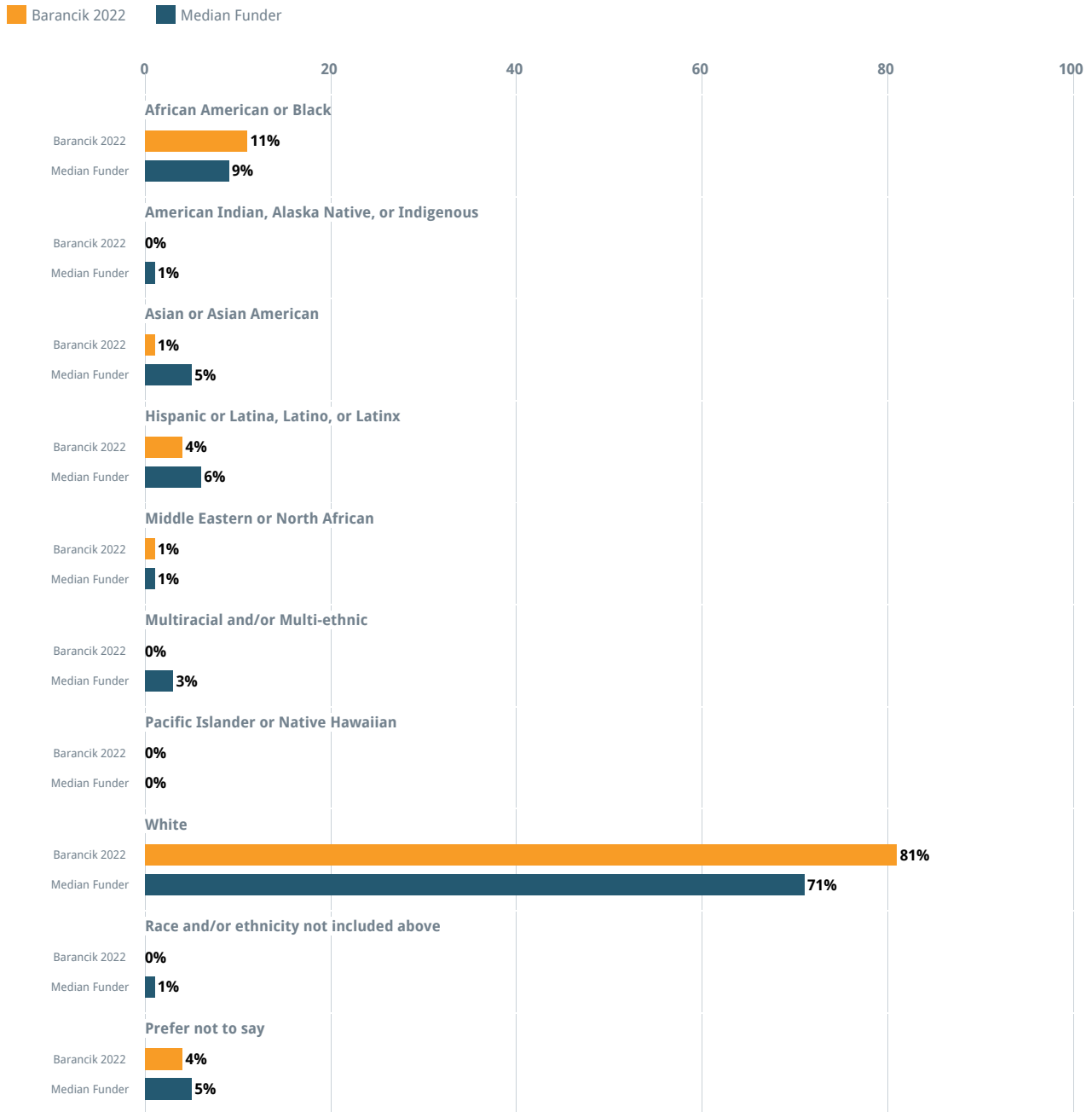
There are too few respondents to analyze results by Disability Identity

Please select the option that represents how you describe yourself:



Cohort: None Past results: on

How would you describe your race and/or ethnicity?



Cohort: None Past results: on

Selected Cohort: None		
Do you identify as a person of color?	Barancik 2022	Average Funder
Yes	14%	22%
No	82%	72%
Prefer not to say	4%	5%

Selected Cohort: None		
Are you transgender?	Barancik 2022	Average Funder
Yes	1%	1%
No	97%	96%
Prefer not to say	1%	3%

Selected Cohort: None		
Do you identify as a member of the LGBTQ+ (Lesbian, Gay, Bisexual, Transgender, and Queer) community?	Barancik 2022	Average Funder
Yes	6%	11%
No	89%	84%
Prefer not to say	5%	5%

Selected Cohort: None		
Do you have a disability?	Barancik 2022	Average Funder
Yes	5%	5%
No	91%	90%
Prefer not to say	4%	5%

Respondent Job Title

Selected Cohort: Custom Cohort			
Job Title of Respondents	Barancik 2022	Average Funder	Custom Cohort
Executive Director/CEO	73%	47%	58%
Other Senior Team (i.e., reporting to Executive Director/CEO)	14%	18%	14%
Project Director	4%	12%	9%
Development Staff	5%	9%	9%
Volunteer	0%	1%	1%
Other	4%	5%	4%

Additional Survey Information

On many questions in the grantee survey, grantees are allowed to select “don't know” or “not applicable” if they are not able to provide an alternative answer. In addition, some questions in the survey are only displayed to a select group of grantees for which that question is relevant based on a previous response.

As a result, there are some measures where only a subset of responses is included in the reported results. The table below shows the number of responses included on each of these measures. The total number of respondents to Barancik's grantee survey was 79.

Question Text	Number of Responses
Overall, how would you rate the Foundation's impact on your field?	76
How well does the Foundation understand the field in which you work?	78
To what extent has the Foundation advanced the state of knowledge in your field?	66
To what extent has the Foundation affected public policy in your field?	58
Overall, how would you rate the Foundation's impact on your local community?	78
How well does the Foundation understand the local community in which you work?	79
How well does the Foundation understand the social, cultural, or socioeconomic factors that affect your work?	79
How well does the Foundation understand your organization's strategy and goals?	78
How consistent was the information provided by different communication resources, both personal and written, that you used to learn about the Foundation?	76
How well do you understand the way in which the work funded by this grant fits into the Foundation's broader efforts?	78
How often do/did you have contact with your program officer during this grant?	79
Who most frequently initiated the contact you had with your program officer during this grant?	75
Has your main contact at the Foundation changed in the past six months?	79
Did you submit a proposal to the Foundation for this grant?	79
As you developed your grant proposal, how much pressure did you feel to modify your organization's priorities in order to create a grant proposal that was likely to receive funding?	77
To what extent was the Foundation's application process a helpful opportunity to strengthen the efforts funded by the grant?	76
To what extent was the Foundation's application process an appropriate level of effort given the amount of funding received?	75
To what extent was the Foundation clear and transparent about the application process requirements and timelines?	78
To what extent was the Foundation clear and transparent about the criteria the Foundation uses to decide whether an application would be funded or declined?	74
At any point during this grant, including the application process, did Foundation staff visit your offices or programs?	79
Are you currently receiving funding from the Foundation?	79
Which of the following best describes the pattern of your organization's funding relationship with the Foundation?	78
How well does the Foundation understand the needs of the people and communities that you serve?	77
To what extent do the Foundation's funding priorities reflect a deep understanding of the needs of the people and communities that you serve?	78
Have you participated in a reporting or evaluation process?	77
To what extent was the Foundation's reporting process... Adaptable, if necessary, to fit your circumstances?	54
To what extent was the Foundation's reporting process... A helpful opportunity for you to reflect and learn?	56
To what extent was the Foundation's reporting process... Relevant, with questions and measures pertinent to the work funded by this grant?	55
To what extent was the Foundation's reporting process... Straightforward?	51
To what extent did the evaluation... Result in you making changes to the work that was evaluated?	22
To what extent did the evaluation... Incorporate your input in the design of the evaluation?	21
Did you receive any non-monetary support from the Foundation during this grant period?	73

Question Text	Number of Responses
How would you describe the benefit - to your organization or work - of any non-monetary support that you received?	42
To what extent did the Foundation exhibit the following during this grant... Trust in your organization's staff	79
To what extent did the Foundation exhibit the following during this grant... Candor about the Foundation's perspectives on your work	79
To what extent did the Foundation exhibit the following during this grant... Respectful interaction	79
To what extent did the Foundation exhibit the following during this grant... Compassion for those affected by your work	79
Was the funding you received restricted to a specific use?	78
Please rate the extent to which you agree or disagree with the following statements about Diversity, Equity and Inclusion:	
The Foundation has clearly communicated what Diversity, Equity and Inclusion means for its work	74
Overall, the Foundation demonstrates an explicit commitment to Diversity, Equity and Inclusion in its work	74
Overall, most staff I have interacted with at the Foundation embody a strong commitment to Diversity, Equity and Inclusion	73
I believe that the Foundation is committed to combatting racism	72
Are the efforts funded by this grant primarily meant to benefit historically disadvantaged groups?	79
Primary Intended People and/or Communities	
Are the efforts funded by this grant primarily meant to benefit historically disadvantaged groups?	79
Specifically, are any of the following the primary intended people and/or communities served by the efforts funded by this grant?	62
Specifically, are any of the following the primary intended people and/or communities served by the efforts funded by this grant?	0
Custom Questions	
Does your organization use the Unite Us referral database?	61

About CEP and Contact Information

Mission:

CEP provides data, feedback, programs, and insights to help individual and institutional donors improve their effectiveness. We do this work because we believe effective donors, working collaboratively and thoughtfully, can profoundly contribute to creating a better and more just world.

Vision:

We seek a world in which pressing social needs are more effectively addressed.

We believe improved performance of philanthropic funders can have a profoundly positive impact on nonprofit organizations and the people and communities they serve.

Although our work is about measuring results, providing useful data, and improving performance, our ultimate goal is improving lives. We believe this can only be achieved through a powerful combination of dispassionate analysis and passionate commitment to creating a better society.

About the GPR

Since 2003, the Grantee Perception Report® (GPR) has provided funders with comparative, candid feedback based on grantee perceptions. The GPR is the only grantee survey process that provides comparative data, and is based on extensive research and analysis. Hundreds of funders of all types and sizes have commissioned the GPR, and tens of thousands of grantees have provided their perspectives to help funders improve their work. CEP has surveyed grantees in more than 150 countries and in 8 different languages.

The GPR's quantitative and qualitative data helps foundation leaders evaluate and understand their grantees' perceptions of their effectiveness, and how that compares to their philanthropic peers.

Contact Information

Elizabeth Kelley Sohn
Manager, Assessment and Advisory Services
lizs@cep.org

Pranathi Posa
Analyst, Assessment and Advisory Services
pranathip@cep.org