
Charles & Margery Barancik Foundation 2025 Grantee Perception Report

Generated on January 28, 2026



THE CENTER FOR
EFFECTIVE PHILANTHROPY

cep.org

The online version of this report can be accessed at cep.surveymresults.org

Survey Information.....	1
Interpreting Your Charts	3
Key Ratings Summary.....	4
Summary of Perceptual Survey Measure Rankings.....	5
Grantmaking Characteristics.....	9
Overall Impact	12
Advancing Knowledge and Public Policy	14
Overall Understanding	15
Assistance Beyond the Grant.....	17
People and Communities Served.....	23
Diversity, Equity, and Inclusion.....	29
Funder-Grantee Relationships.....	30
Interaction Patterns	33
Communication.....	37
Grant Processes	39
Application Process.....	40
Reporting and Evaluation Process	43
Reporting Process	44
Evaluation Process	46
Monetary Return and Time Spent on Processes.....	47
Time Spent on Application Process.....	48
Time Spent on Reporting and Evaluation Process	50
Barancik-Specific Questions.....	52
Working with the Foundation	58
Political or Policy Environment in 2025.....	63
Political Climate and Funding Sources	64
Reductions in Funding	67
Grantee Experiences.....	70
Barancik-Specific Questions.....	75
Grantees' Written Comments.....	77
Selected Suggestions	78
Contextual Data	81
Grantee Characteristics.....	85
Funder Characteristics	88

Methodology, Analysis, and Respondent Demographics	89
Standard Comparative Cohorts.....	90
Subgroup Methodology and Differences	91
Respondent Demographics	92
Respondent Job Title.....	97
Additional Survey Information	98
About CEP and Contact Information	102

Survey Information

Survey	Survey Fielded	Survey Population	Number of Responses Received	Survey Response Rate
Barancik 2025	September and October 2025	97	77	79%
Barancik 2022	May and June 2022	88	79	90%

Throughout this report, Charles and Margery Barancik Foundation's survey results are compared to CEP's broader dataset of more than 60,000 grantee responses from over 350 funders built up over more than a decade of grantee surveys. A list of some funders who have recently participated in the GPR can be found at <https://cep.org/gpr-participants/>.

Subgroups

In addition to showing Barancik's overall ratings, this report shows ratings segmented by Relationship with the Foundation. The online version of this report also shows ratings segmented by Relationship with the Foundation, Respondent Gender Identity, and Respondent Person of Color Identity.

Relationship with the Foundation	Number of Responses
Consistently funded	42
First grant	20
Inconsistently funded	15

Organization Budget	Number of Responses
Less than \$499K	22
\$500K to \$4.9M	30
Greater than \$5M	20

Respondent Gender	Number of Responses
Identifies as a Man	19
Identifies as a Woman	54

Respondent Person of Color Identity	Number of Responses
Does not identify as a Person of Color	62
Identifies as a Person of Color	11

Customized Cohort

Barancik selected a set of 15 funders to create a smaller comparison group that more closely resembles Barancik in scale and scope.

Custom Cohort

Blandin Foundation

Bush Foundation

Charles & Margery Barancik Foundation

Claude Worthington Benedum Foundation

Geraldine R. Dodge Foundation

Helios Education Foundation

Hyde Family Foundations

LOR Foundation

Northwest Area Foundation

Peter Kiewit Foundation

Rasmuson Foundation

The George Gund Foundation

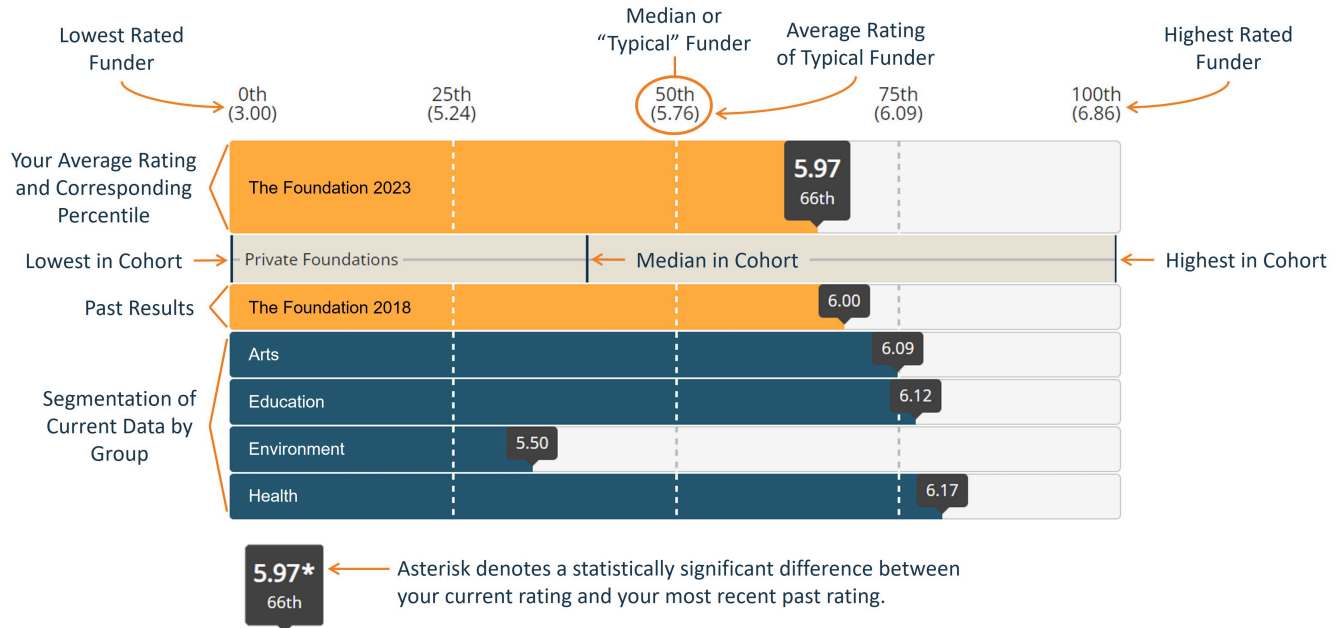
The Morris and Gwendolyn Cafritz Foundation

The Ralph M. Parsons Foundation

The Skillman Foundation

Interpreting Your Charts













Many of the charts in this report are shown in this format. See below for an explanation of the chart elements.



Missing data: Selected grantee ratings are not displayed in this report due to changes in the survey instrument, or when a question received fewer than ten responses.

Key Ratings Summary

The following chart highlights a selection of Charles and Margery Barancik Foundation's key results. Each of these data points corresponds to an individual survey measure that is displayed with additional detail in the subsequent pages of this report.

Key Measure	Average	Percentile Rank	Trend Data
Field Impact Impact on Grantees' Fields	6.64	 Custom Cohort	
Community Impact Impact on Grantees' Communities	6.91	 Custom Cohort	
Organizational Impact Impact on Grantees' Organizations	6.88	 Custom Cohort	
Approachability Comfort Approaching the Foundation	6.68	 Custom Cohort	
Communications Clarity of Communications	6.47	 Custom Cohort	
Selection Process Helpfulness of the Selection Process	6.61	 Private Foundations	

Summary of Perceptual Survey Measure Rankings

The following chart displays Charles and Margery Barancik Foundation's percentile rankings for all perceptual survey measures in the report. Each row shows the question asked with the scale points shown to grantees in the survey, Charles and Margery Barancik Foundation's average rating, its corresponding percentile ranking relative to CEP's dataset, and the trend of Charles and Margery Barancik Foundation's results over time (where applicable).

This chart can be sorted largest to smallest, or smallest to largest, by *Average* or by *Percentile Rank* using the arrows next to their respective labels. If you'd like to view this chart for a specific subgroup, you can do so using the "Subgroup" dropdown and selecting the group that you'd like to view.

Summary of Perceptual Survey Measure Rankings

Cohort: Custom Cohort Subgroup: None

Key Measure	Average	Percentile Rank	Trend Data
Impact on grantees' organizations 1 = No impact, 7 = Significant positive impact	6.88	100th	
Impact on grantees' local communities 1 = No impact, 7 = Significant positive impact	6.91	100th	
Impact on grantees' fields 1 = No impact, 7 = Significant positive impact	6.64	100th	
Advancing the state of knowledge in grantees' fields 1 = Not at all, 7 = Leads the field to new thinking and practice	5.46	69th	
Effect on public policy in grantees' fields 1 = Not at all, 7 = Major influence on shaping public policy	4.94	65th	
Understanding of grantees' organizations 1 = Limited understanding, 7 = Thorough understanding	6.43	99th	
Awareness of challenges facing grantees 1 = Not at all aware, 7 = Extremely aware	6.05	98th	
Understanding of the contextual factors affecting grantees' work 1 = Limited understanding, 7 = Thorough understanding	6.43	98th	

Summary of Perceptual Survey Measure Rankings

Cohort: Custom Cohort Subgroup: None

Key Measure	Average	Percentile Rank	Trend Data
<p>Understanding of grantees' fields 1 = Limited understanding of the field, 7 = Regarded as an expert in the field</p>	6.09	<p>82nd Custom Cohort</p>	
<p>Assistance beyond the grant met an important need for grantees 1 = Not at all, 4 = Somewhat, 7 = To a great extent</p>	6.54	<p>92nd Private Foundations</p>	N/A
<p>Assistance beyond the grant was a worthwhile use of time 1 = Not at all, 4 = Somewhat, 7 = To a great extent</p>	6.60	<p>97th Private Foundations</p>	N/A
<p>Funder would be open to feedback about its assistance beyond the grant 1 = Not at all, 4 = Somewhat, 7 = To a great extent</p>	6.71	<p>99th Private Foundations</p>	N/A
<p>Funder's understanding of the needs of the people and communities grantees serve 1 = Limited understanding, 7 = Thorough understanding</p>	6.43	<p>99th Custom Cohort</p>	
<p>Funder has clearly communicated what DEI means for its work 1 = Strongly disagree, 4 = Neither agree nor disagree, 7 = Strongly agree</p>	6.18	<p>84th Private Foundations</p>	
<p>Funder demonstrates an explicit commitment to DEI in its work 1 = Strongly disagree, 4 = Neither agree nor disagree, 7 = Strongly agree</p>	6.54	<p>87th Private Foundations</p>	
<p>Comfort approaching the funder if a problem arises 1 = Not at all comfortable, 7 = Extremely comfortable</p>	6.68	<p>95th Custom Cohort</p>	
<p>Responsiveness of funder staff 1 = Not at all responsive, 7 = Extremely responsive</p>	6.78	<p>93rd Custom Cohort</p>	
<p>Funder exhibits trust in grantees' staff 1 = Not at all, 4 = Somewhat, 7 = To a great extent</p>	6.66	<p>88th Custom Cohort</p>	

Summary of Perceptual Survey Measure Rankings

Cohort: Custom Cohort Subgroup: None

Key Measure	Average	Percentile Rank	Trend Data
<p>Funder exhibits candor about its perspectives on grantees' work</p> <p>1 = Not at all, 4 = Somewhat, 7 = To a great extent</p>	6.58	<p>Custom Cohort</p>	
<p>Funder exhibits compassion for those affected by grantees' work</p> <p>1 = Not at all, 4 = Somewhat, 7 = To a great extent</p>	6.66	<p>Custom Cohort</p>	
<p>Openness to grantees' ideas about funder's strategy</p> <p>1 = Not at all, 7 = To a great extent</p>	6.27	<p>Custom Cohort</p>	
<p>Clarity of funder's communications about its goals and strategy</p> <p>1 = Not at all clearly, 7 = Extremely clearly</p>	6.47	<p>Custom Cohort</p>	
<p>Consistency of communications across different resources</p> <p>1 = Not at all consistent, 7 = Completely consistent</p>	6.54	<p>Custom Cohort</p>	
<p>Funder's transparency with grantees</p> <p>1 = Not at all transparent, 7 = Extremely transparent</p>	6.29	<p>Custom Cohort</p>	
<p>Grantees' understanding of how funded work fits into funder's broader efforts</p> <p>1 = Limited understanding, 7 = Thorough understanding</p>	6.13	<p>Private Foundations</p>	
<p>Helpfulness of application process in strengthening funded work</p> <p>1 = Not at all, 7 = To a great extent</p>	6.61	<p>Private Foundations</p>	
<p>Application process was an appropriate level of effort given funding received</p> <p>1 = Not at all, 7 = To a great extent</p>	6.71	<p>Private Foundations</p>	
<p>Pressure to modify grantees' priorities to receive funding</p> <p>1 = No pressure, 7 = Significant pressure</p>	1.44	<p>Custom Cohort</p>	

Summary of Perceptual Survey Measure Rankings

Cohort: Custom Cohort Subgroup: None

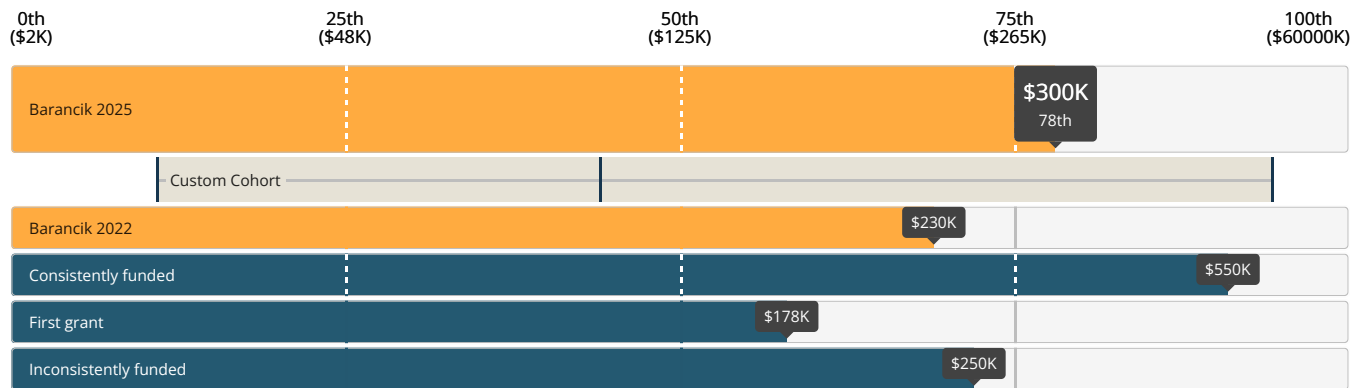
Key Measure	Average	Percentile Rank	Trend Data
Clarity and transparency of application process requirements and timelines 1 = Not at all, 7 = To a great extent	6.77	Private Foundations 97th	
Clarity and transparency of criteria used to fund or decline proposals 1 = Not at all, 7 = To a great extent	6.42	Private Foundations 97th	
Reporting process: Straightforwardness 1 = Not at all, 7 = To a great extent	6.67	Custom Cohort 94th	
Reporting process: Adaptability 1 = Not at all, 7 = To a great extent	6.66	Custom Cohort 95th	
Reporting process: Relevance 1 = Not at all, 7 = To a great extent	6.69	Custom Cohort 96th	
Reporting process: Helpful opportunity to reflect and learn 1 = Not at all, 7 = To a great extent	6.53	Custom Cohort 97th	
Evaluation process: Incorporated grantees' input in design 1 = Not at all, 7 = To a great extent	6.07	Custom Cohort 90th	
Evaluation process: Resulted in change to evaluated work 1 = Not at all, 7 = To a great extent	4.59	Custom Cohort 32nd	

Grantmaking Characteristics

Funders make different choices about the ways they organize themselves, structure their grants, and the types of grantees they support. The following charts and tables show some of these important characteristics. The information is based on self-reported data from funders and grantees, and further detail is available in the Contextual Data section of this report.

Median Grant Size

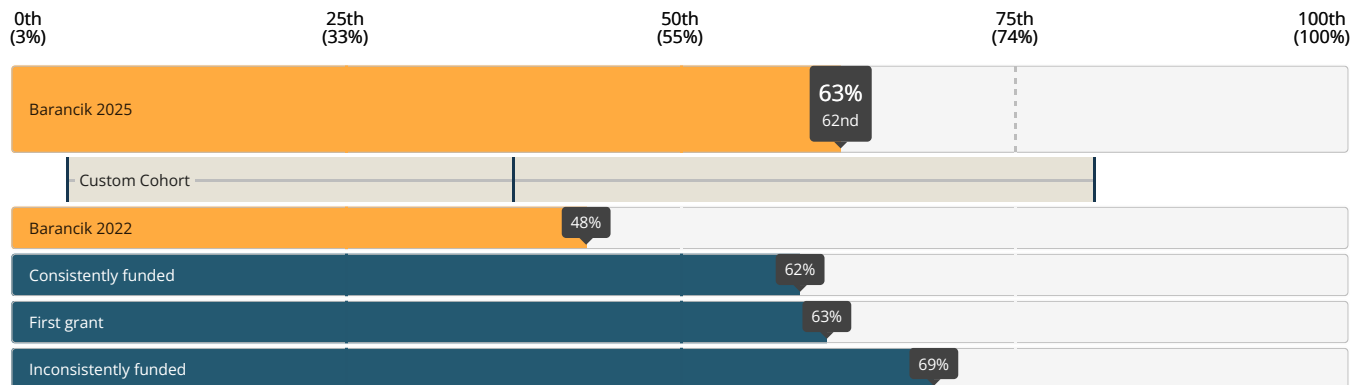
Cohort: Custom Cohort Subgroup: Relationship with the Foundation Past Results: On



Proportion of Multi-year Grants

Proportion of grantees that report receiving grant for two years or longer

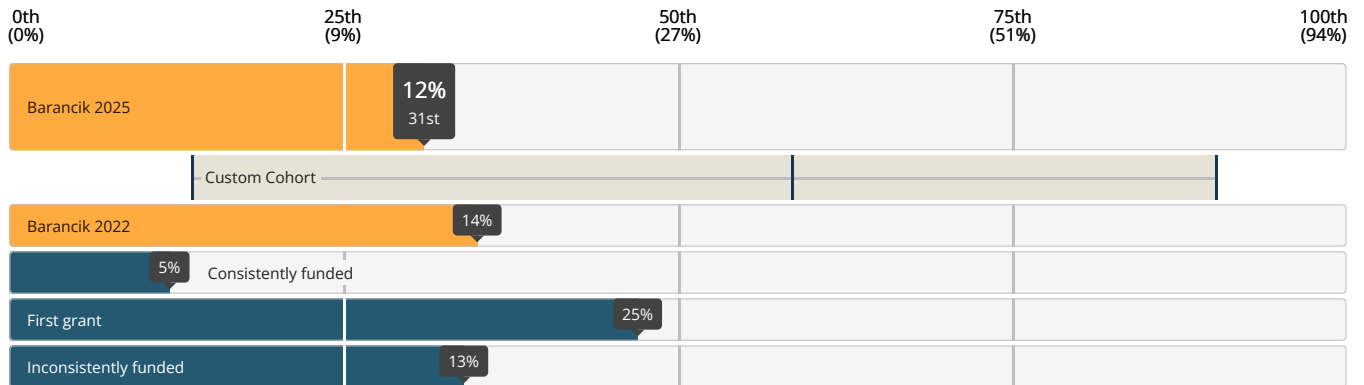
Cohort: Custom Cohort Subgroup: Relationship with the Foundation Past Results: On



Proportion of Unrestricted Funding

Proportion of grantees responding 'No, this funding was not restricted to a specific use (e.g., general operating, core support)'

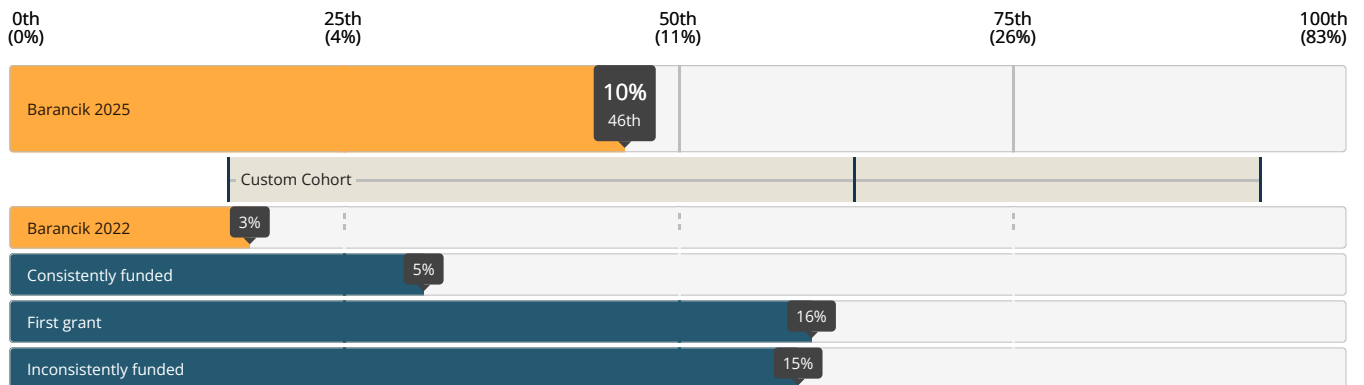
Cohort: Custom Cohort Subgroup: Relationship with the Foundation Past Results: On



Proportion of Multi-year Unrestricted Grants

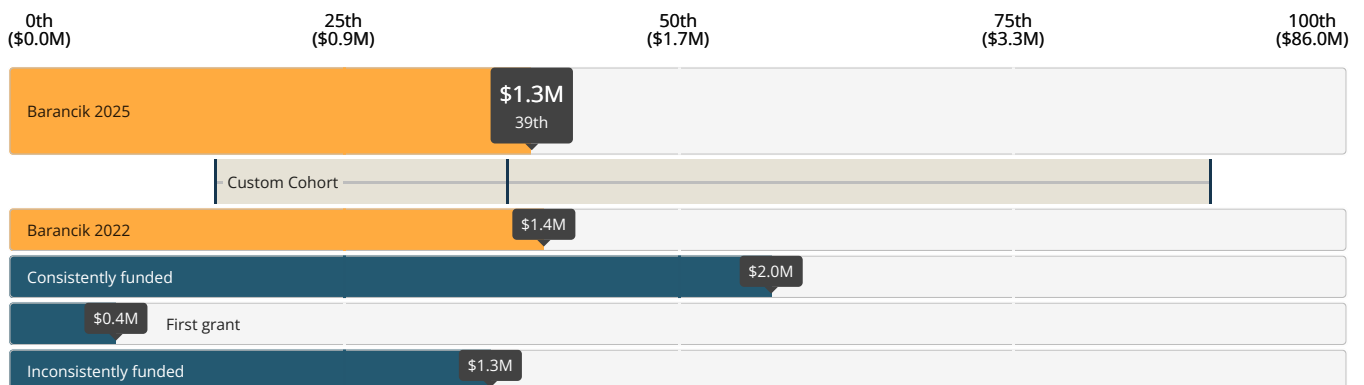
Proportion of grantees that report receiving grants for two years or longer and who report receiving general operating support funding that was not restricted to a specific use.

Cohort: Custom Cohort Subgroup: Relationship with the Foundation Past Results: On



Median Organizational Budget

Cohort: Custom Cohort Subgroup: Relationship with the Foundation Past Results: On



Cohort: Custom Cohort Past Results: On

Median Percent of Budget Funded by Grant (Annualized)	Barancik 2025	Barancik 2022	Median Funder	Custom Cohort
Size of grant relative to size of grantee budget	19%	10%	4%	5%

Subgroup: Relationship with the Foundation

Median Percent of Budget Funded by Grant (Annualized) (By Subgroup)	Consistently funded	First grant	Inconsistently funded
Size of grant relative to size of grantee budget	10%	26%	16%

Cohort: Custom Cohort Past Results: On

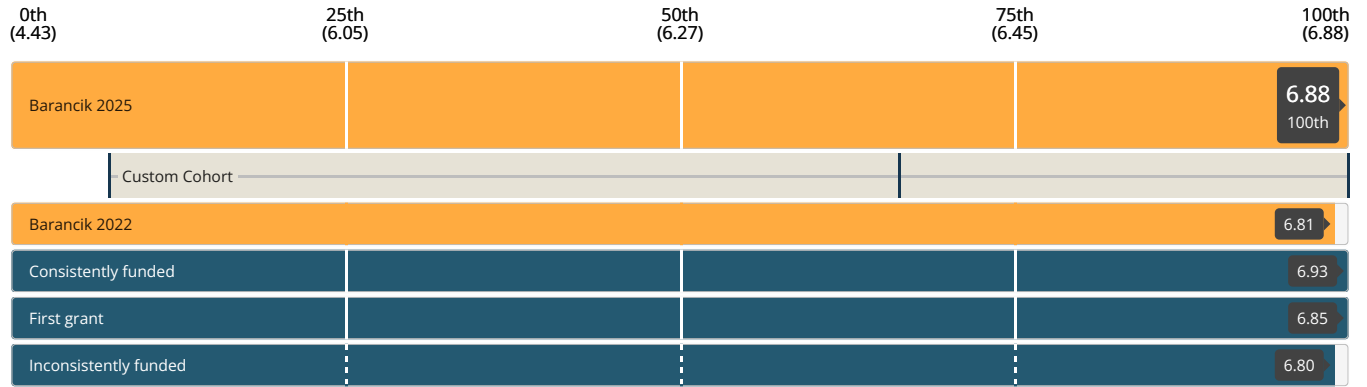
Program Staff Load	Barancik 2025	Barancik 2022	Median Funder	Custom Cohort
Dollars awarded per program full-time employee	\$8.3M	\$3.9M	\$2.8M	\$3.1M
Applications per program full-time employee	20	35	20	43
Active grants per program full-time employee	25	43	30	38

Overall Impact

Overall, how would you rate the Foundation's impact on your organization?

1 = No impact 7 = Significant positive impact

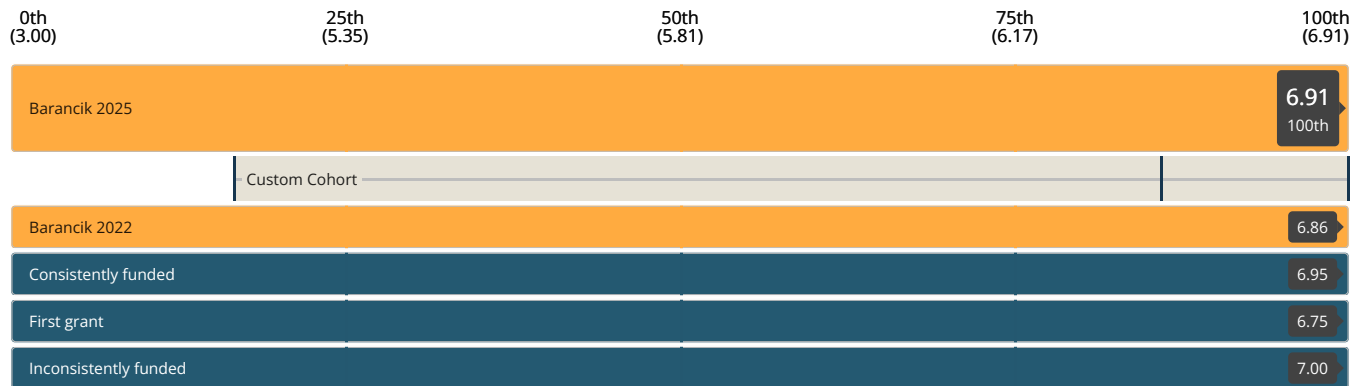
Cohort: Custom Cohort Subgroup: Relationship with the Foundation Past Results: On



Overall, how would you rate the Foundation's impact on your local community?

1 = No impact 7 = Significant positive impact

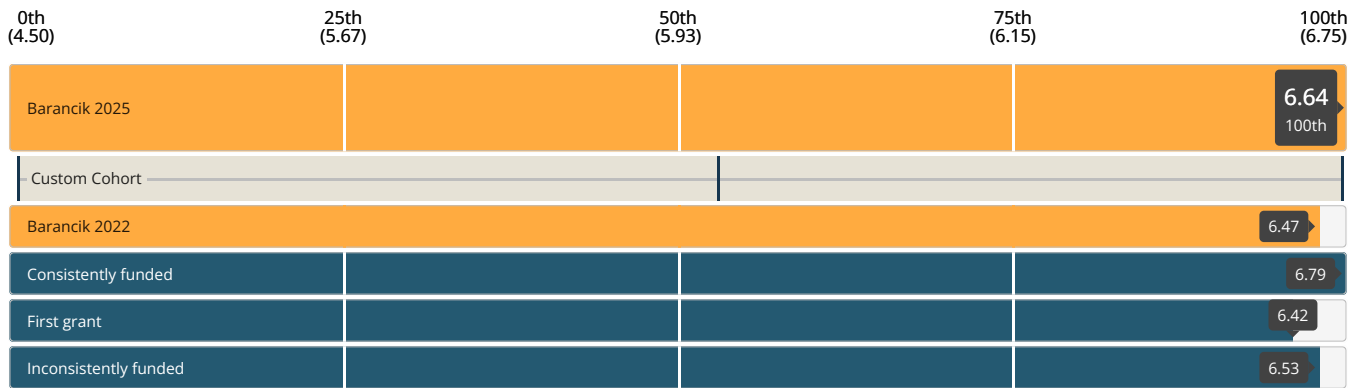
Cohort: Custom Cohort Subgroup: Relationship with the Foundation Past Results: On



Overall, how would you rate the Foundation's impact on your field?

1 = No impact 7 = Significant positive impact

Cohort: Custom Cohort Subgroup: Relationship with the Foundation Past Results: On

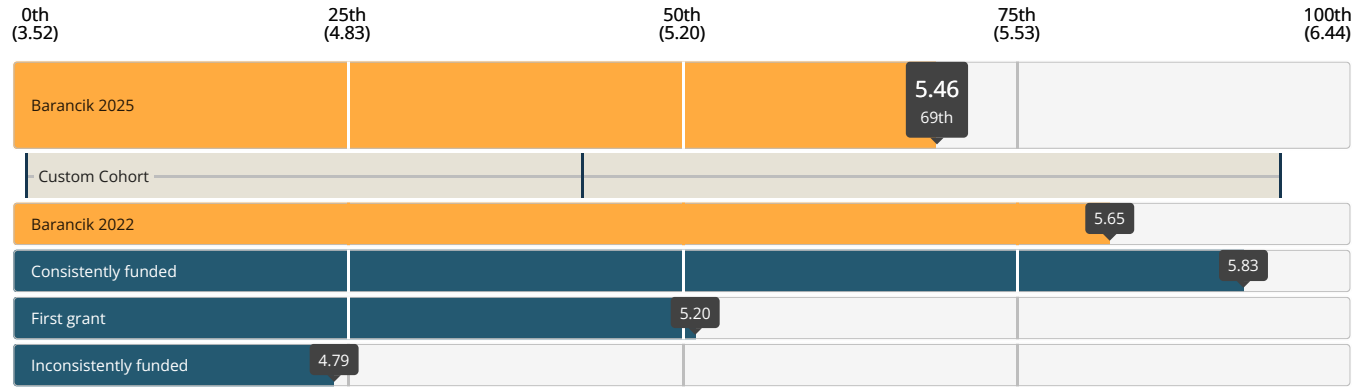


Advancing Knowledge and Public Policy

To what extent has the Foundation advanced the state of knowledge in your field?

1 = Not at all 7 = Leads the field to new thinking and practice

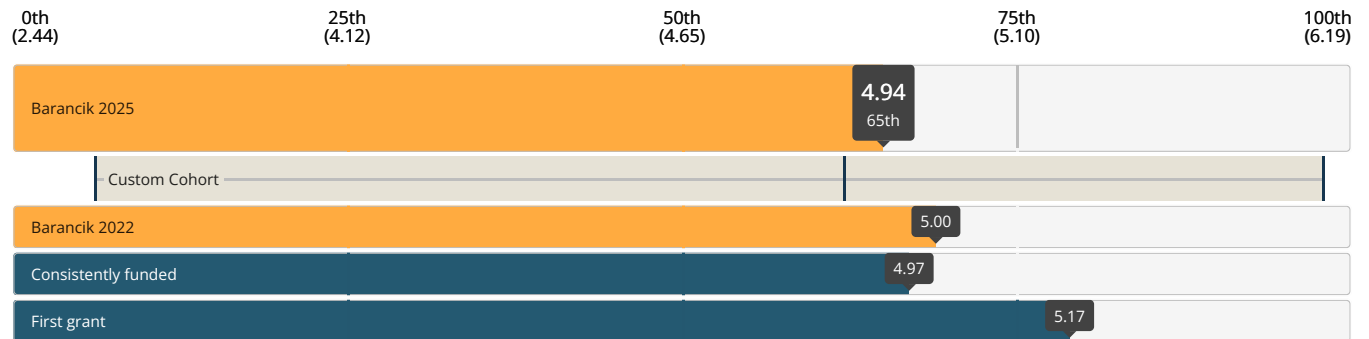
Cohort: Custom Cohort Subgroup: Relationship with the Foundation Past Results: On



To what extent has the Foundation affected public policy in your field?

1 = Not at all 7 = Major influence on shaping public policy

Cohort: Custom Cohort Subgroup: Relationship with the Foundation Past Results: On

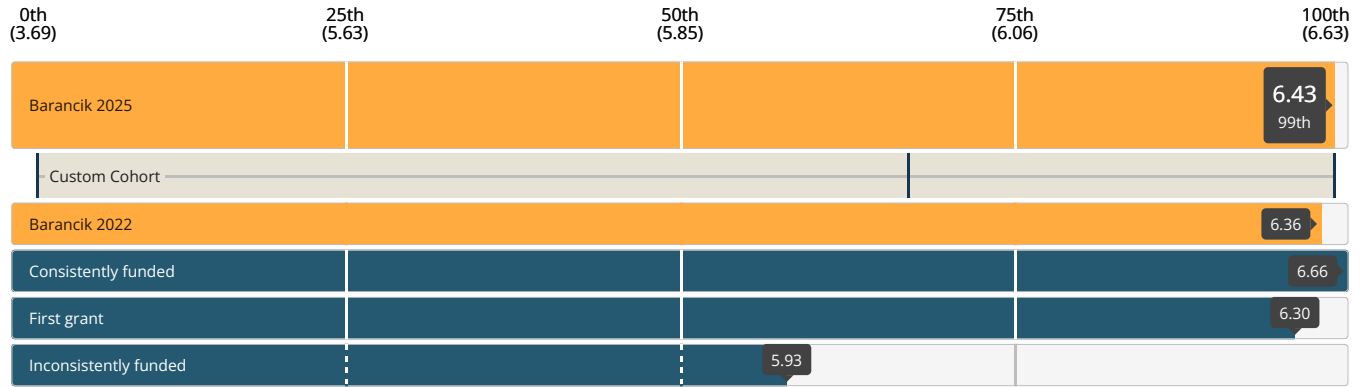


Overall Understanding

How well does the Foundation understand your organization's strategy and goals?

1 = Limited understanding 7 = Thorough understanding

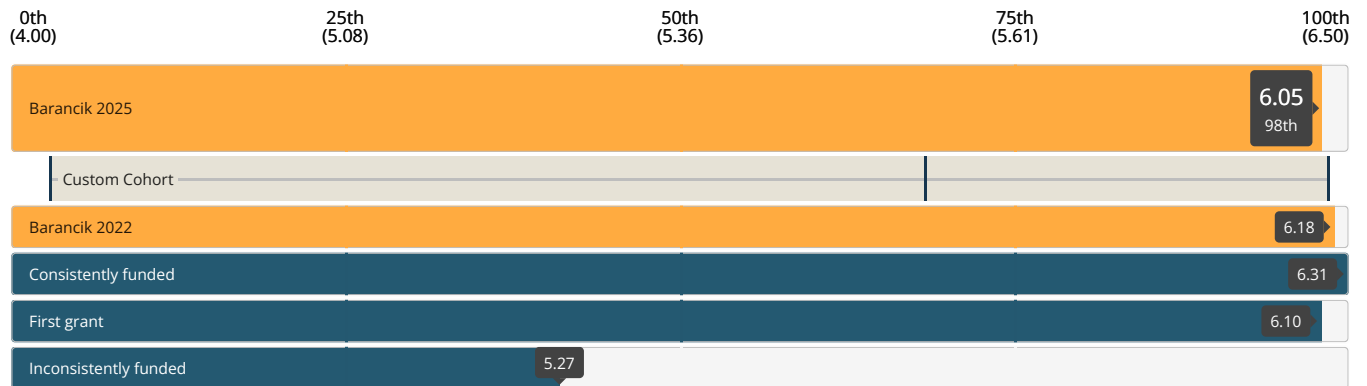
Cohort: Custom Cohort Subgroup: Relationship with the Foundation Past Results: On



How aware is the Foundation of the challenges that your organization is facing?

1 = Not at all aware 7 = Extremely aware

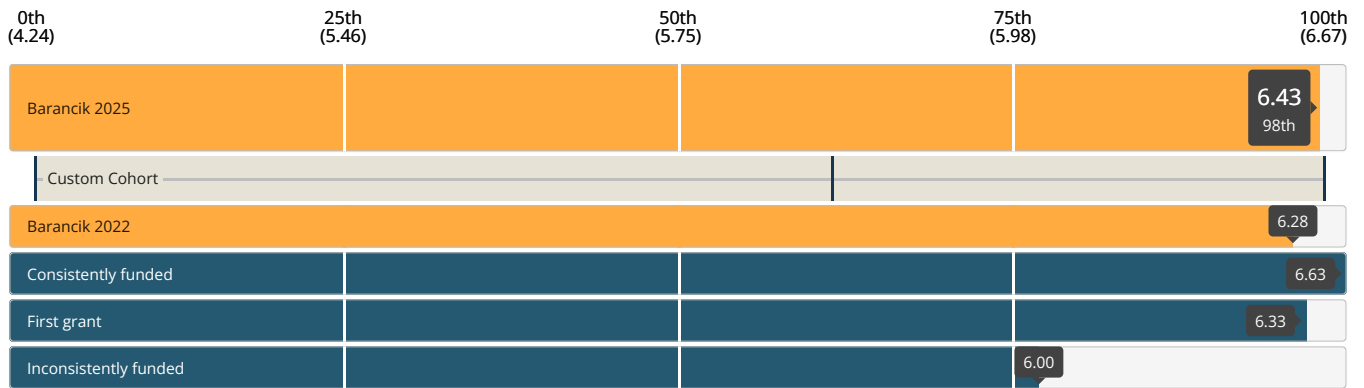
Cohort: Custom Cohort Subgroup: Relationship with the Foundation Past Results: On



How well does the Foundation understand the social, cultural, or socioeconomic factors that affect your work?

1 = Limited understanding 7 = Thorough understanding

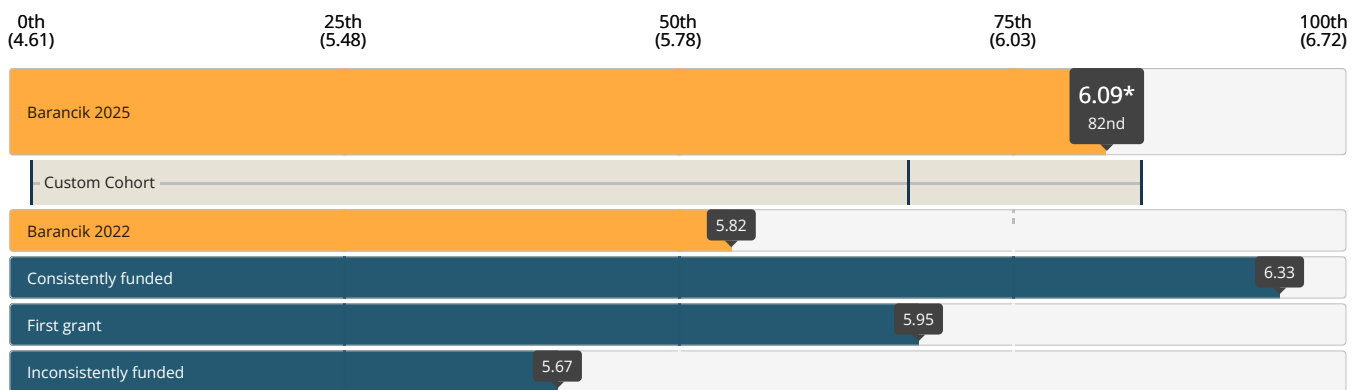
Cohort: Custom Cohort Subgroup: Relationship with the Foundation Past Results: On



How well does the Foundation understand the field in which you work?

1 = Limited understanding of the field 7 = Regarded as an expert in the field

Cohort: Custom Cohort Subgroup: Relationship with the Foundation Past Results: On

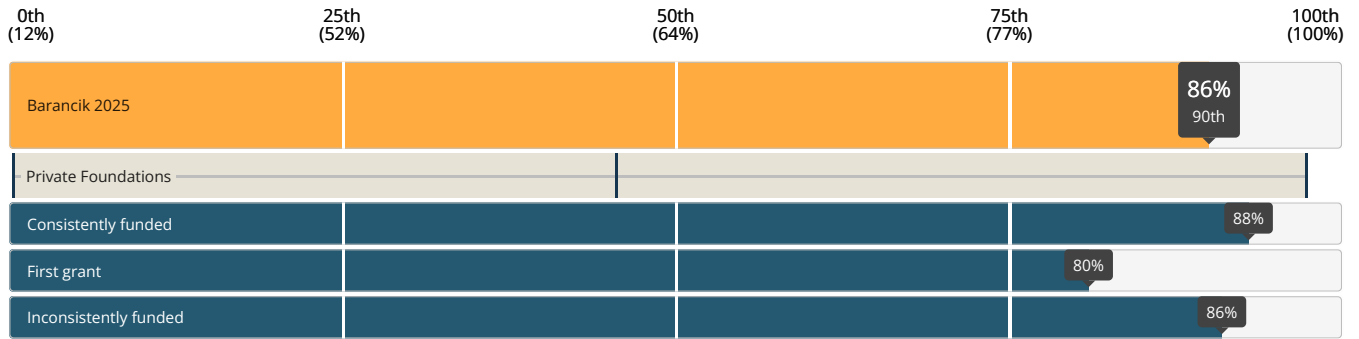


Assistance Beyond the Grant

Proportion of Grantees Receiving Assistance Beyond the Grant

Proportion of grantees who indicate receiving at least one form of assistance beyond the grant

Cohort: Private Foundations Subgroup: Relationship with the Foundation

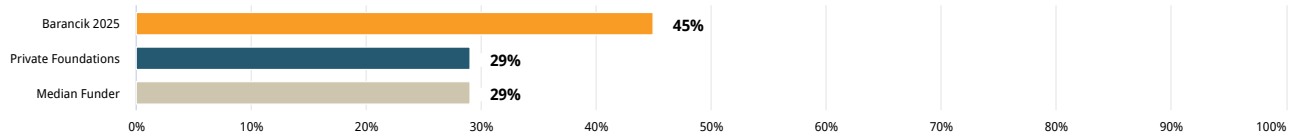


In the survey, respondents were asked about the assistance beyond the grant they received in a check-all-that-apply format. Therefore, the following charts provide greater detail on the previous assistance beyond the grant question.

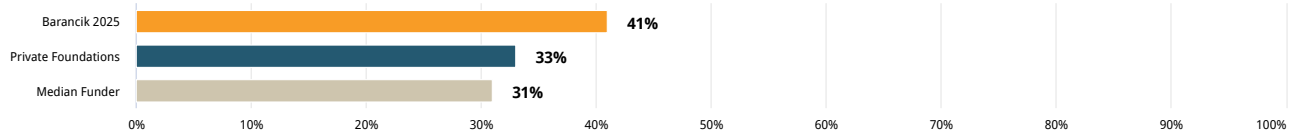
Please indicate any types of assistance beyond the grant that were a component of what you received from the Foundation (from staff or a third party paid for by the Foundation). Please note the Foundation may or may not provide any of the following types of assistance.

Cohort: Private Foundations

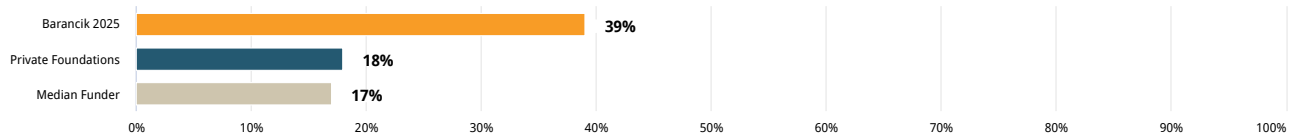
Program-Related Assistance (e.g., advice on your program approach or efforts, program assessment or evaluation assistance, etc.)



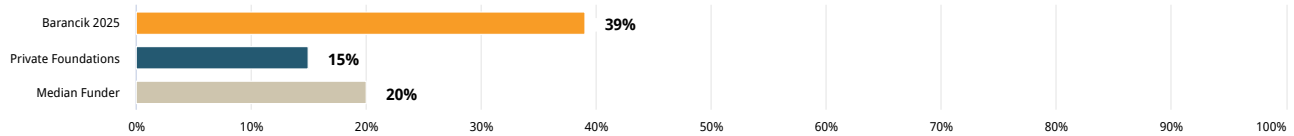
Field-Building Assistance (e.g., insight or advice about your field, fostering collaboration, grantee convenings, introductions to field leaders, etc.)



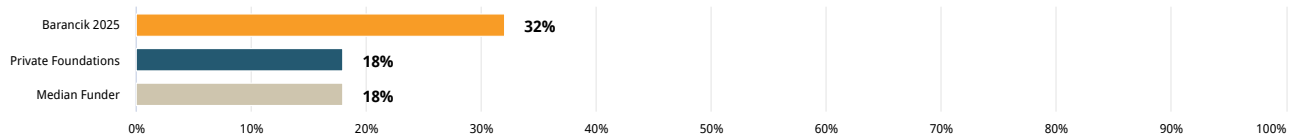
Organizational Capacity Building Assistance (e.g., advice on your organizational capacity, board development, etc.)



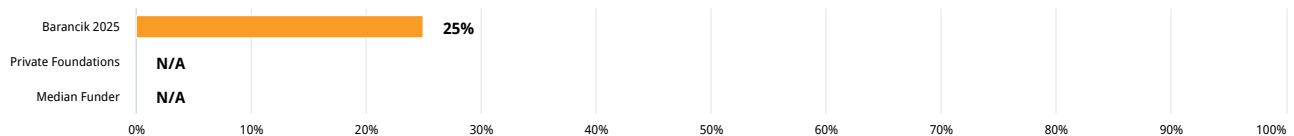
Communications Assistance (e.g., promoting your organization's work on the Foundation's social media, website, or other communication channels, drafting press releases, support for your organization's communications strategy, etc.)



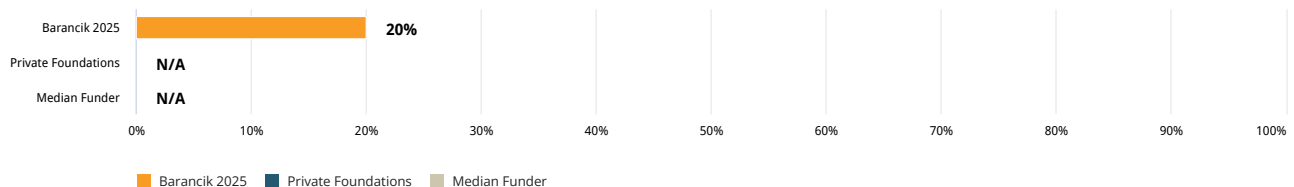
Fundraising and Development Assistance (e.g., introductions to other funders or donors, development consulting, fundraising review, etc.)



Program Outcomes and Evaluation (e.g., guidance on program surveys and analysis, funding independent evaluation or technical assistance, collaborating to define useful measures and meaningful program results)



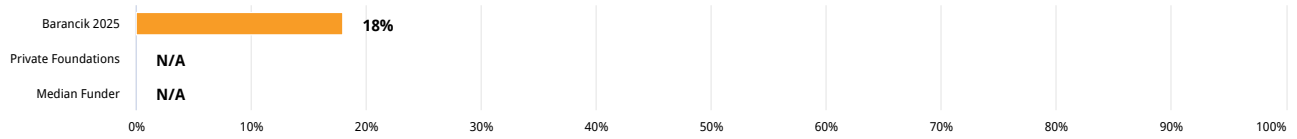
Nonprofit Best Practices (e.g., strategic planning, fund development, governance, operational assessment, and support)



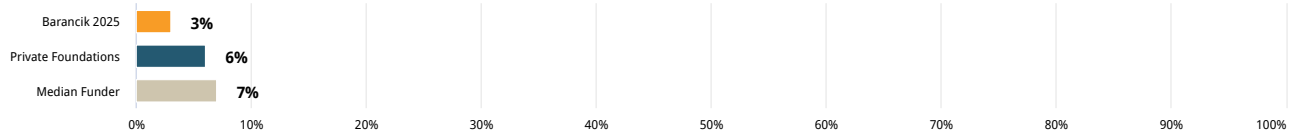
Please indicate any types of assistance beyond the grant that were a component of what you received from the Foundation (from staff or a third party paid for by the Foundation). Please note the Foundation may or may not provide any of the following types of assistance.

Cohort: Private Foundations

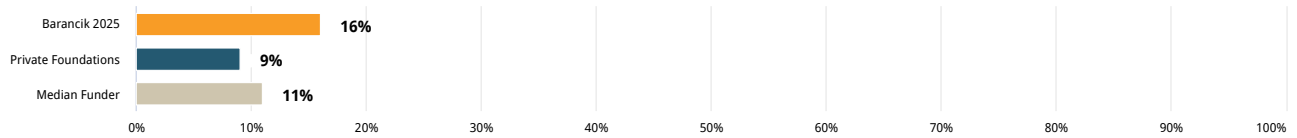
Financial Assessments (e.g., sharing of best practices for budgeting, banking recommendations, analysis of profit and loss statements)



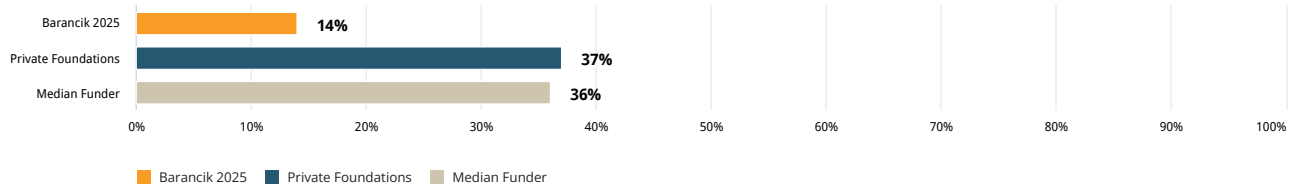
Diversity, Equity, and Inclusion Assistance (e.g., provide training or facilitation related to DEI, DEI assessment processes, expertise to add a DEI lens to your work, etc.)



Other assistance not listed above



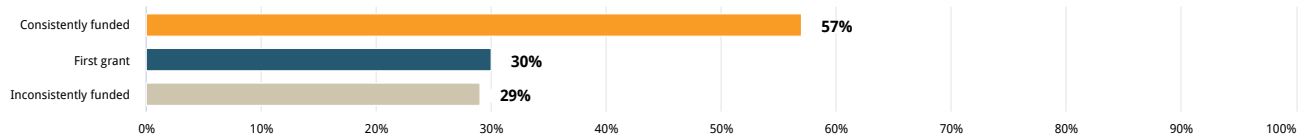
Did not receive any assistance beyond the grant



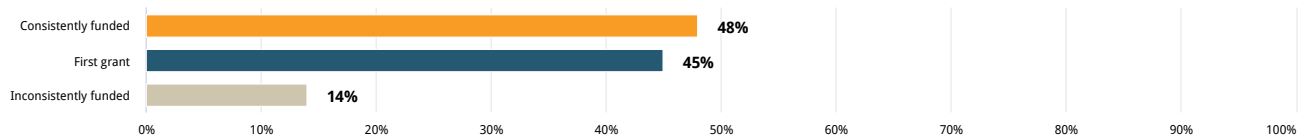
Please indicate any types of assistance beyond the grant that were a component of what you received from the Foundation (from staff or a third party paid for by the Foundation). Please note the Foundation may or may not provide any of the following types of assistance. - By Subgroup

Subgroup: Relationship with the Foundation

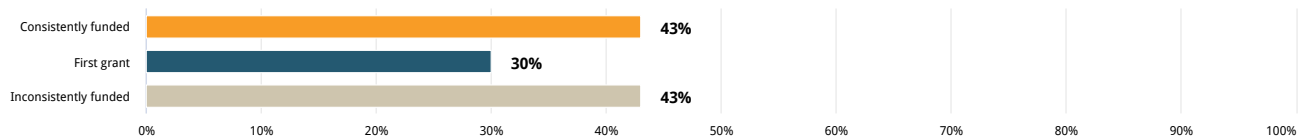
Program-Related Assistance (e.g., advice on your program approach or efforts, program assessment or evaluation assistance, etc.)



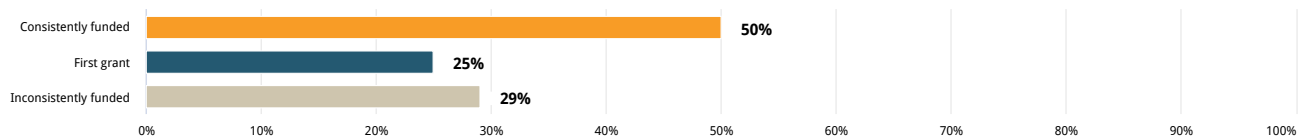
Field-Building Assistance (e.g., insight or advice about your field, fostering collaboration, grantee convenings, introductions to field leaders, etc.)



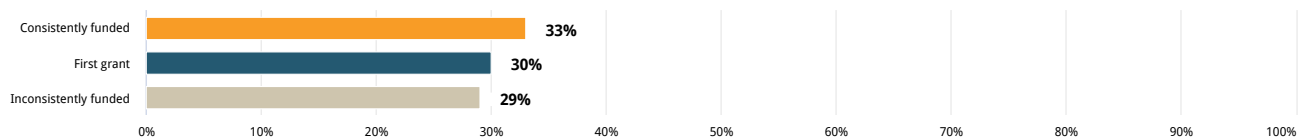
Organizational Capacity Building Assistance (e.g., advice on your organizational capacity, board development, etc.)



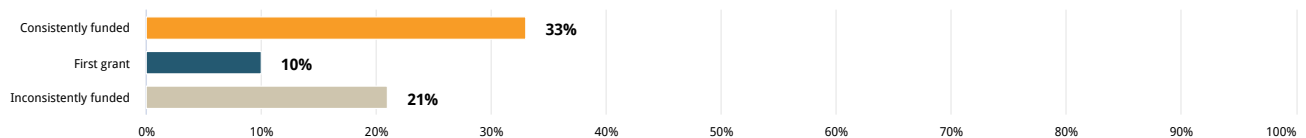
Communications Assistance (e.g., promoting your organization's work on the Foundation's social media, website, or other communication channels, drafting press releases, support for your organization's communications strategy, etc.)



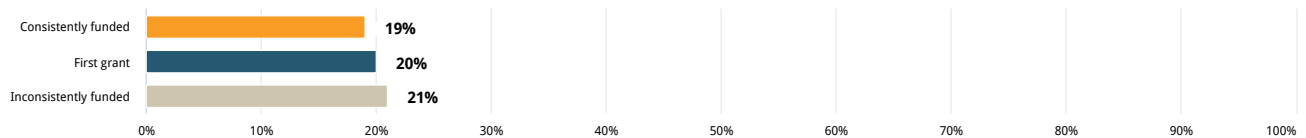
Fundraising and Development Assistance (e.g., introductions to other funders or donors, development consulting, fundraising review, etc.)



Program Outcomes and Evaluation (e.g., guidance on program surveys and analysis, funding independent evaluation or technical assistance, collaborating to define useful measures and meaningful program results)



Nonprofit Best Practices (e.g., strategic planning, fund development, governance, operational assessment, and support)

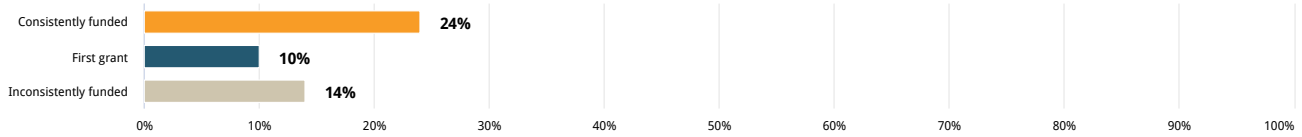


Consistently funded First grant Inconsistently funded

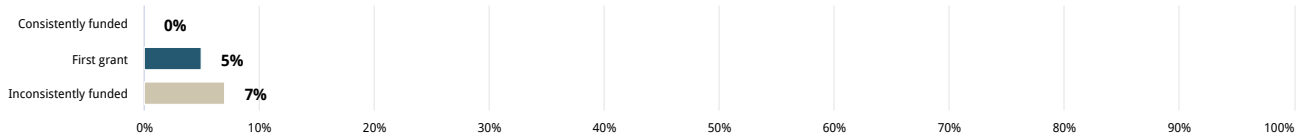
Please indicate any types of assistance beyond the grant that were a component of what you received from the Foundation (from staff or a third party paid for by the Foundation). Please note the Foundation may or may not provide any of the following types of assistance. - By Subgroup

Subgroup: Relationship with the Foundation

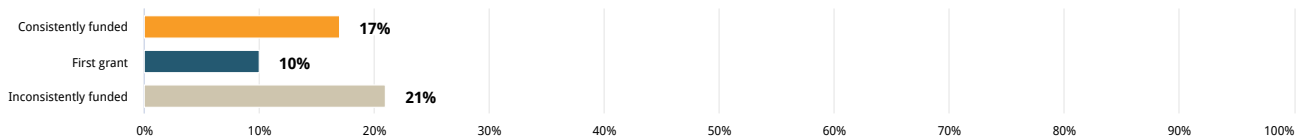
Financial Assessments (e.g., sharing of best practices for budgeting, banking recommendations, analysis of profit and loss statements)



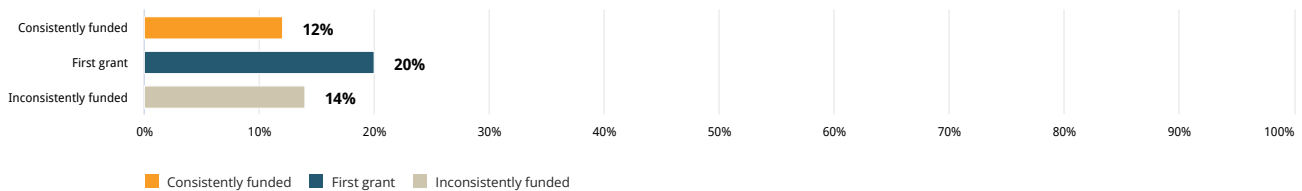
Diversity, Equity, and Inclusion Assistance (e.g., provide training or facilitation related to DEI, DEI assessment processes, expertise to add a DEI lens to your work, etc.)



Other assistance not listed above



Did not receive any assistance beyond the grant



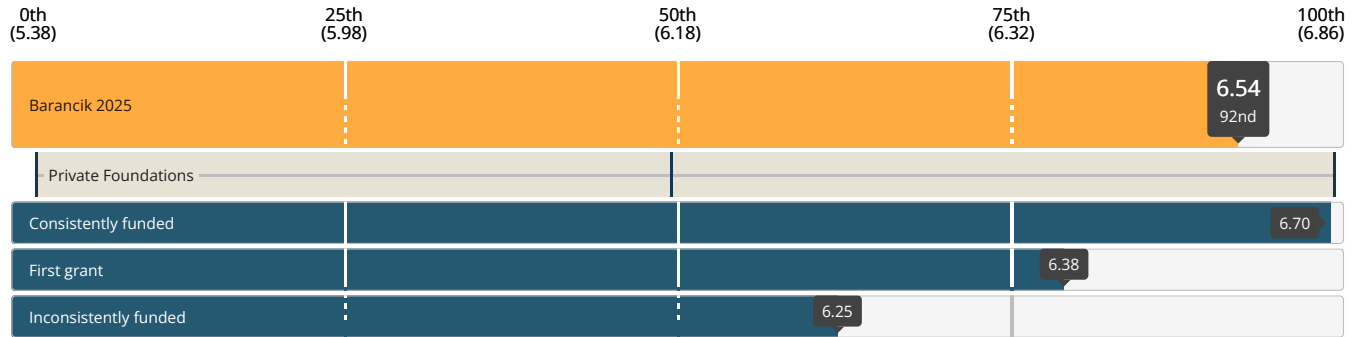
Note: The following questions were asked only of grantees who indicated receiving at least one form of assistance beyond the grant in the previous question.

Please rate the extent to which you agree with the following statements about the assistance beyond the grant you received from the Foundation.

The support I received met an important need for my organization and/or program

1 = Not at all 4 = Somewhat 7 = To a great extent

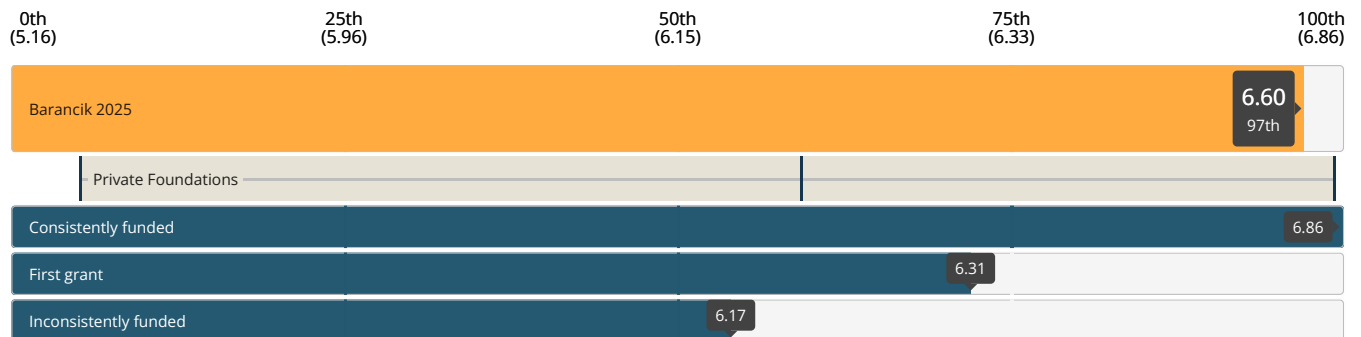
Cohort: Private Foundations Subgroup: Relationship with the Foundation



The Foundation's assistance beyond the grant was a worthwhile use of the time required of us

1 = Not at all 4 = Somewhat 7 = To a great extent

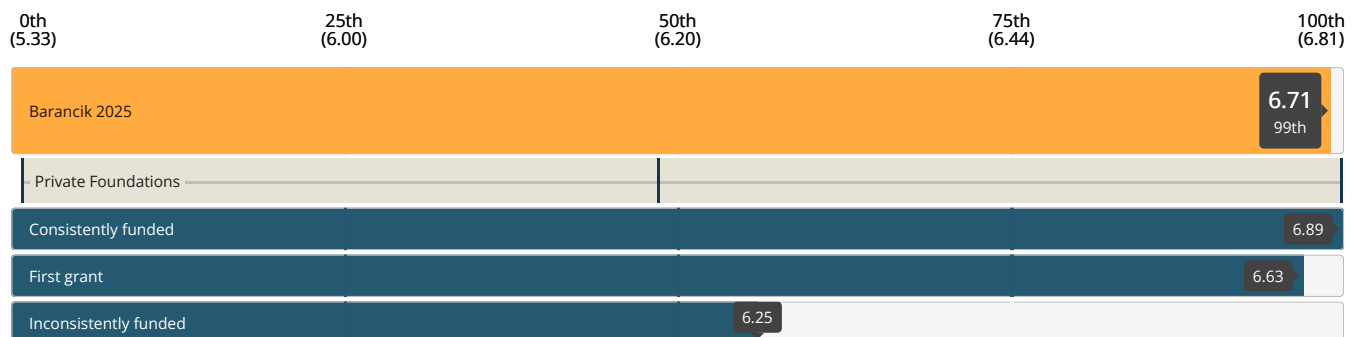
Cohort: Private Foundations Subgroup: Relationship with the Foundation



I felt the Foundation would be open to feedback about the assistance beyond the grant it provided

1 = Not at all 4 = Somewhat 7 = To a great extent

Cohort: Private Foundations Subgroup: Relationship with the Foundation



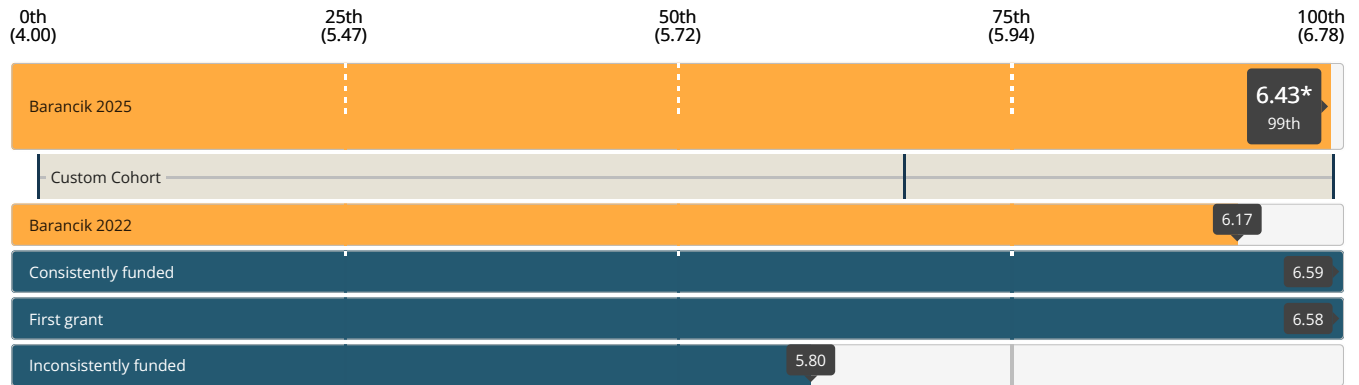
People and Communities Served

In the following question, we use the phrase "the people and communities that you serve" to refer to those your organization seeks to serve through the services and/or programs it provides.

How well does the Foundation understand the needs of the people and communities that you serve?

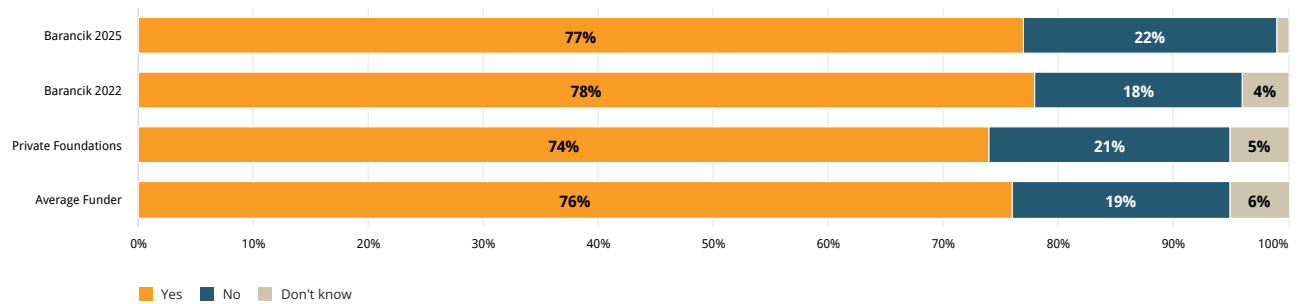
1 = Limited understanding 7 = Thorough understanding

Cohort: Custom Cohort Subgroup: Relationship with the Foundation Past Results: On



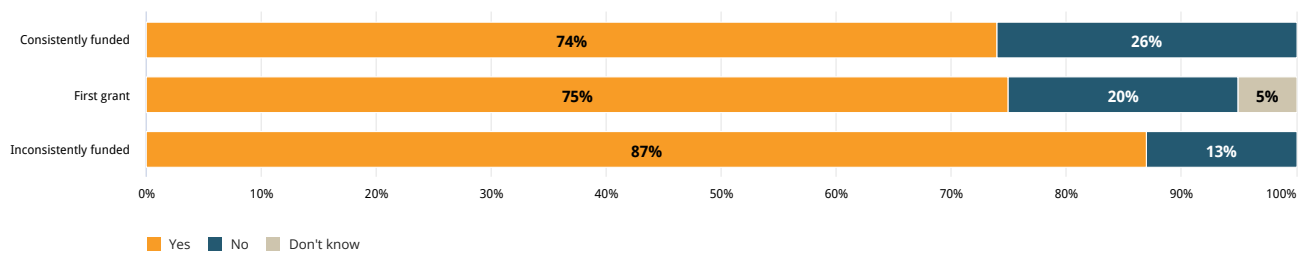
Are the efforts funded by this grant primarily meant to benefit historically disadvantaged groups?

Cohort: Private Foundations Past Results: On



Are the efforts funded by this grant primarily meant to benefit historically disadvantaged groups? - By Subgroup

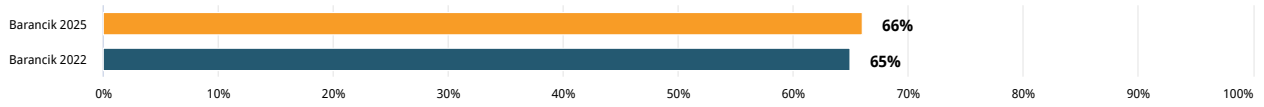
Subgroup: Relationship with the Foundation



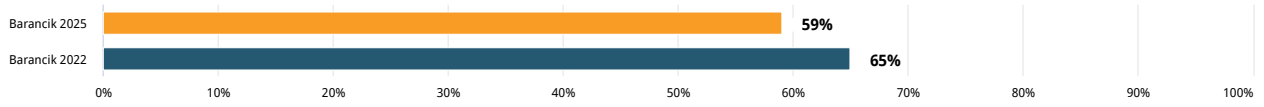
Specifically, are any of the following populations the primary intended people and/or communities served by the efforts funded by this grant?

Past Results: On

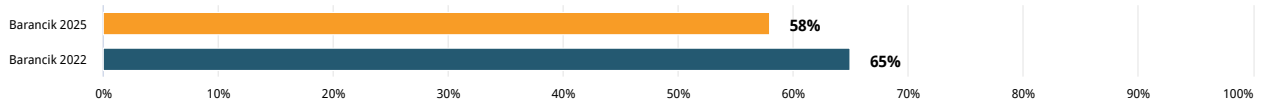
Children



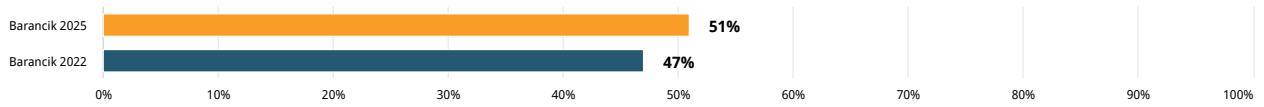
African American or Black individuals or communities



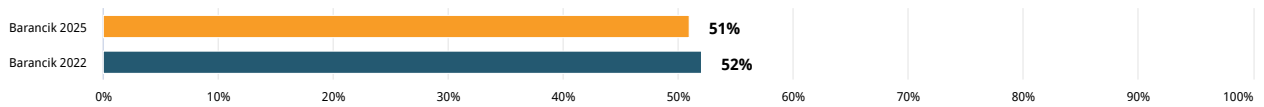
Latina, Latino, Latinx or Hispanic individuals or communities



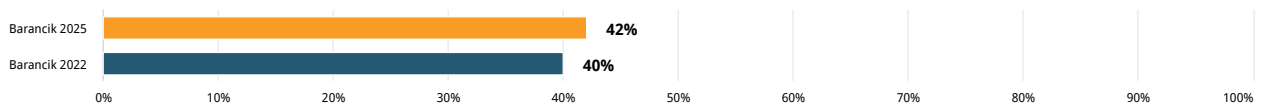
Multiracial and/or Multi-ethnic individuals or communities



Women



Individuals with disabilities



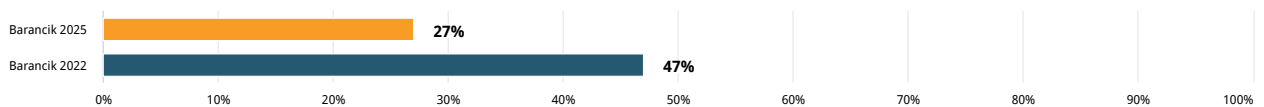
Asian or Asian American individuals or communities



Members of the LGBTQ+ (Lesbian, Gay, Bisexual, Transgender, and Queer) community



Individuals with mental illnesses



Barancik 2025 Barancik 2022

Specifically, are any of the following populations the primary intended people and/or communities served by the efforts funded by this grant?

Past Results: On

Unhoused persons



Middle Eastern or North African individuals or communities



Pacific Islander or Native Hawaiian individuals or communities



American Indian, Alaska Native, or Indigenous individuals or communities



Formerly incarcerated



None of the above



Don't know

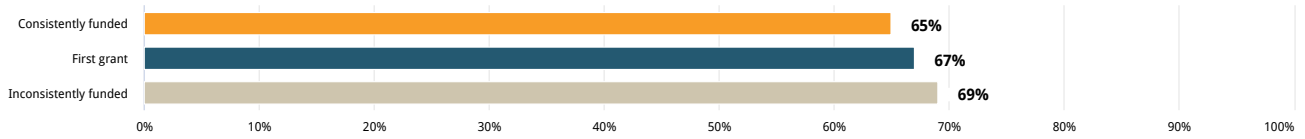


Barancik 2025 Barancik 2022

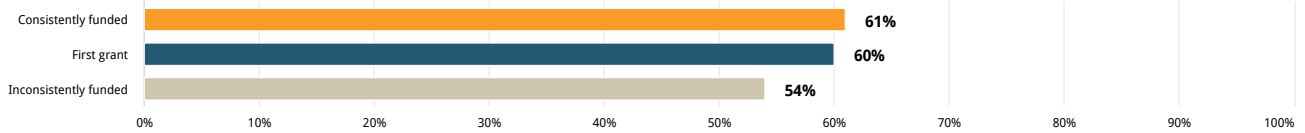
Specifically, are any of the following populations the primary intended people and/or communities served by the efforts funded by this grant? - By Subgroup

Subgroup: Relationship with the Foundation

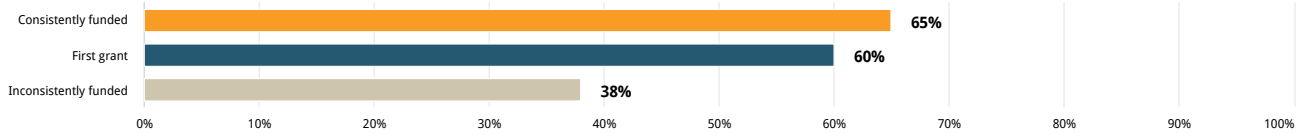
Children



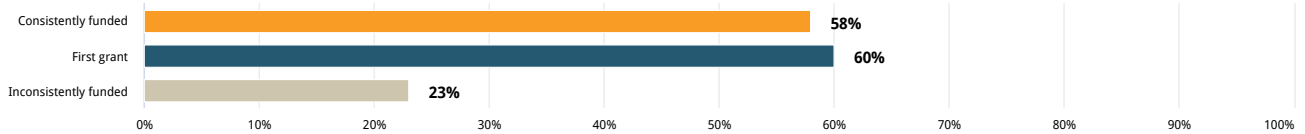
African American or Black individuals or communities



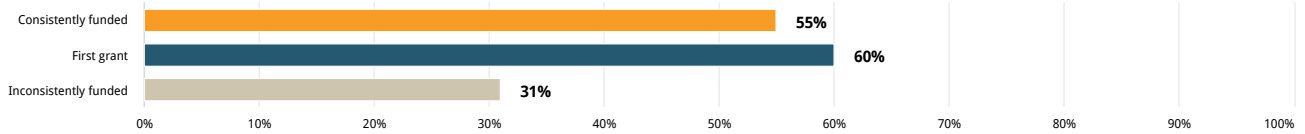
Latina, Latino, Latinx or Hispanic individuals or communities



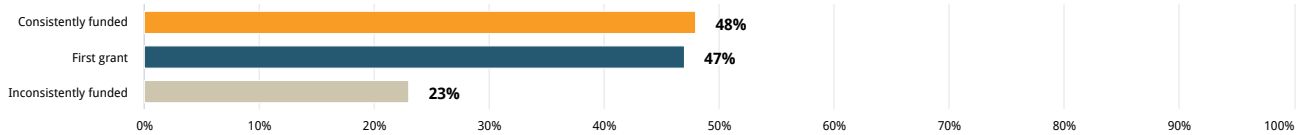
Multiracial and/or Multi-ethnic individuals or communities



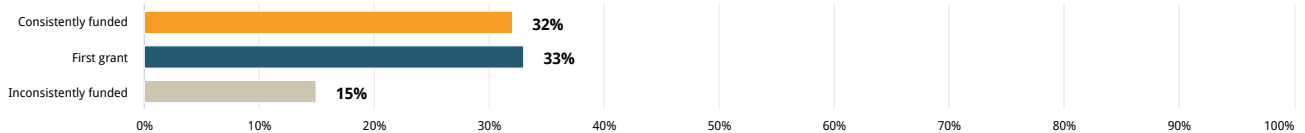
Women



Individuals with disabilities



Asian or Asian American individuals or communities

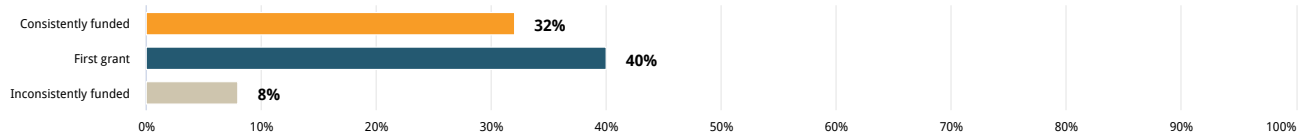


Consistently funded First grant Inconsistently funded

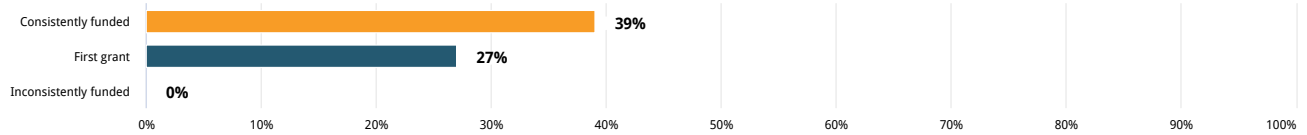
Specifically, are any of the following populations the primary intended people and/or communities served by the efforts funded by this grant? - By Subgroup

Subgroup: Relationship with the Foundation

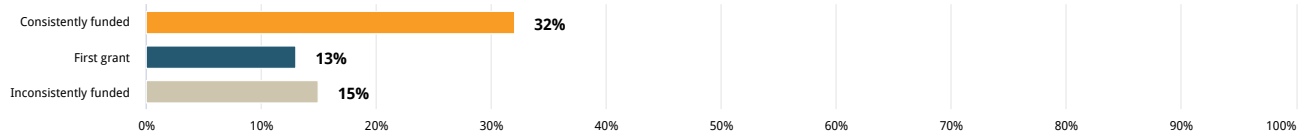
Members of the LGBTQ+ (Lesbian, Gay, Bisexual, Transgender, and Queer) community



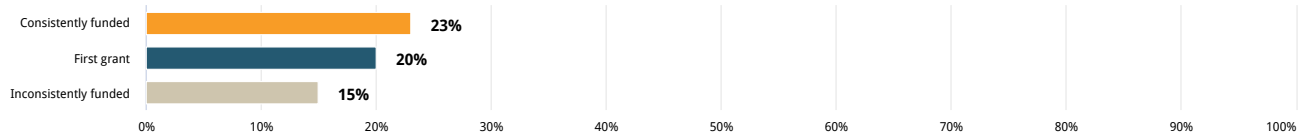
Individuals with mental illnesses



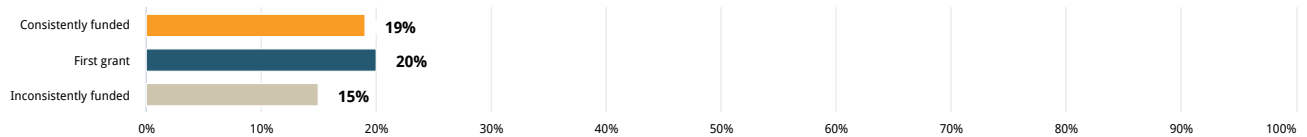
Unhoused persons



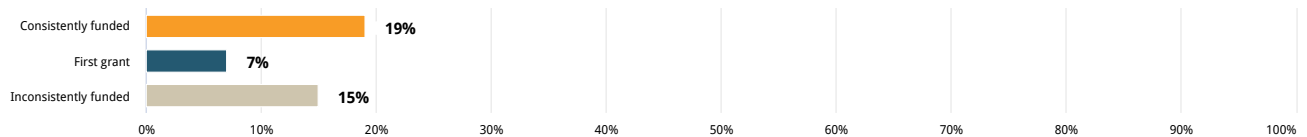
Middle Eastern or North African individuals or communities



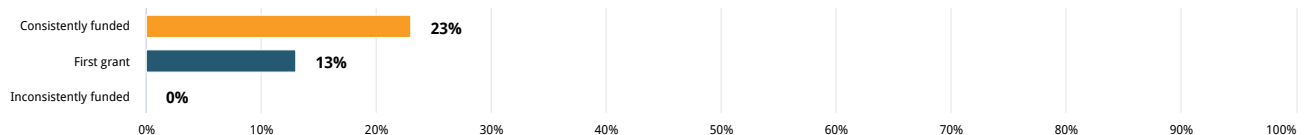
Pacific Islander or Native Hawaiian individuals or communities



American Indian, Alaska Native, or Indigenous individuals or communities



Formerly incarcerated

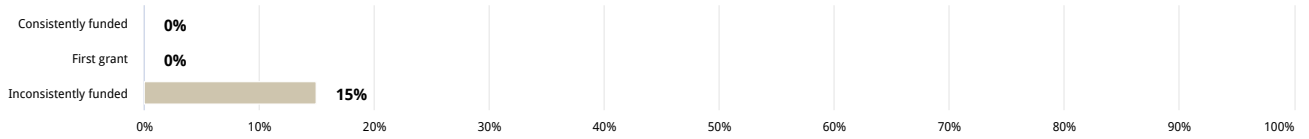


Consistently funded First grant Inconsistently funded

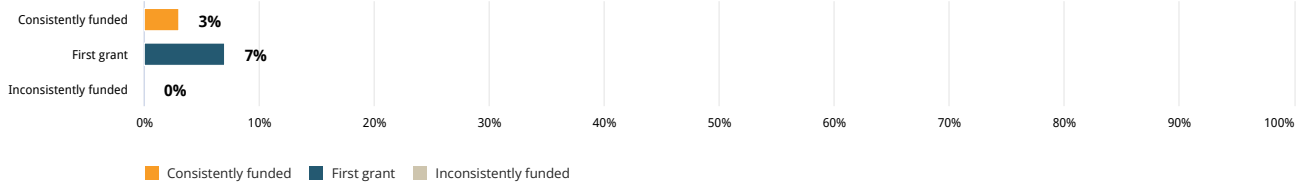
Specifically, are any of the following populations the primary intended people and/or communities served by the efforts funded by this grant? - By Subgroup

Subgroup: Relationship with the Foundation

None of the above



Don't know

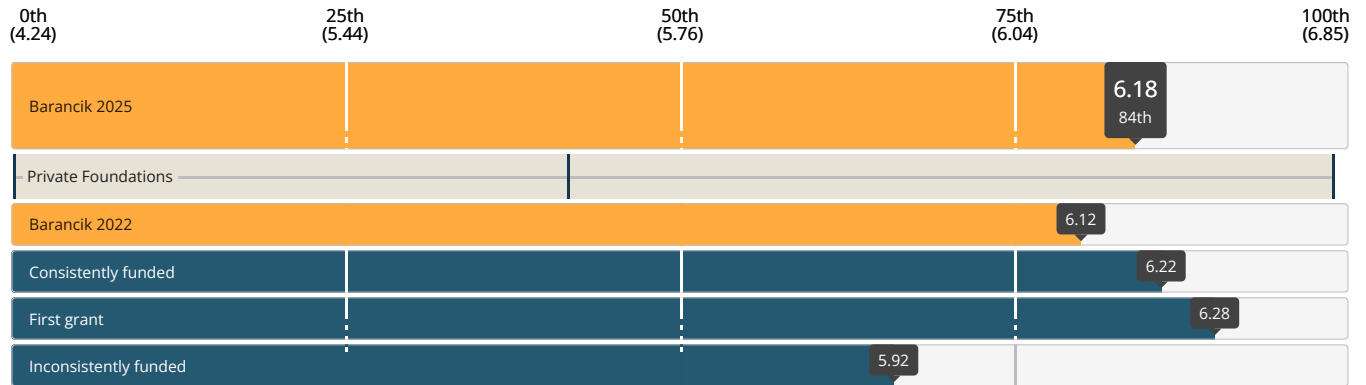


Diversity, Equity, and Inclusion

To what extent do you agree or disagree that the Foundation has clearly communicated what diversity, equity, and inclusion means for its work?

1 = Strongly disagree 4 = Neither agree nor disagree 7 = Strongly agree

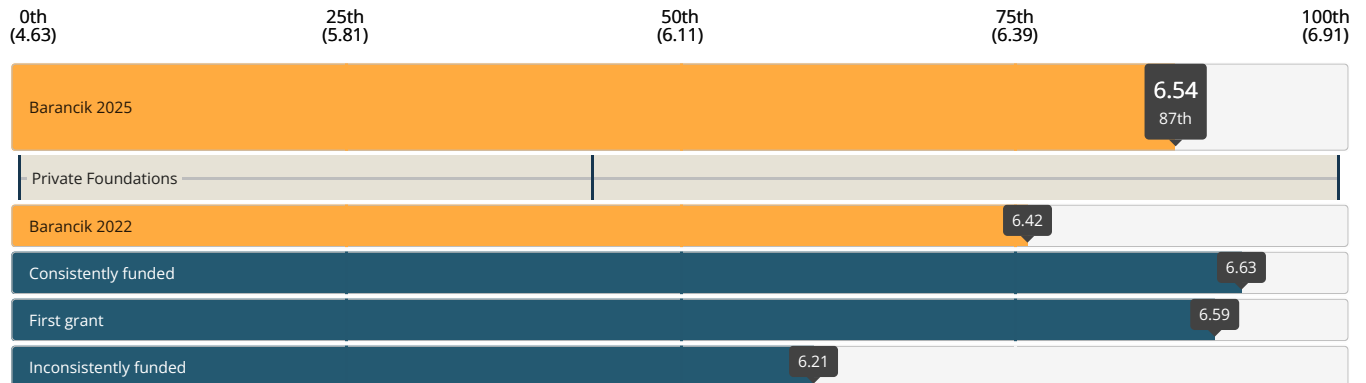
Cohort: Private Foundations Subgroup: Relationship with the Foundation Past Results: On



To what extent do you agree or disagree that the Foundation demonstrates an explicit commitment to diversity, equity, and inclusion in its work?

1 = Strongly disagree 4 = Neither agree nor disagree 7 = Strongly agree

Cohort: Private Foundations Subgroup: Relationship with the Foundation Past Results: On

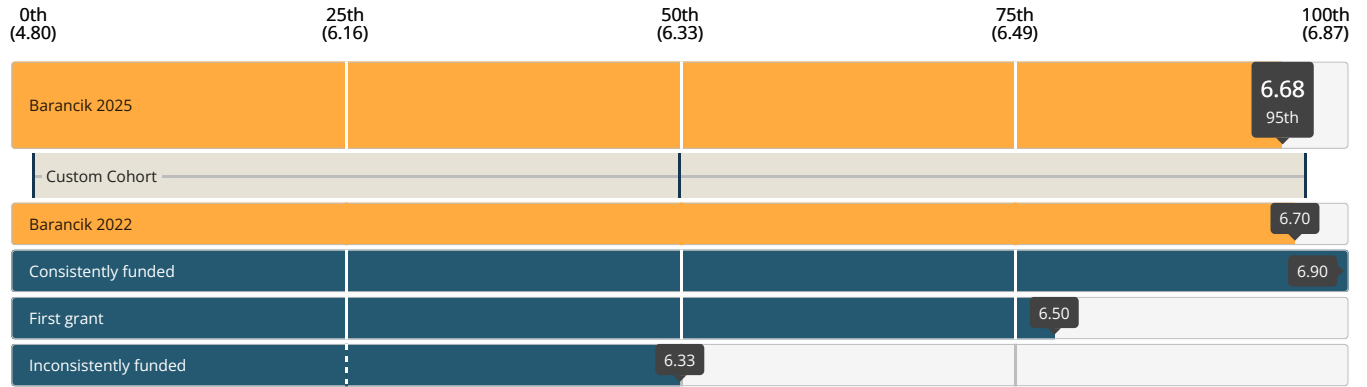


Funder-Grantee Relationships

How comfortable do you feel approaching the Foundation if a problem arises?

1 = Not at all comfortable 7 = Extremely comfortable

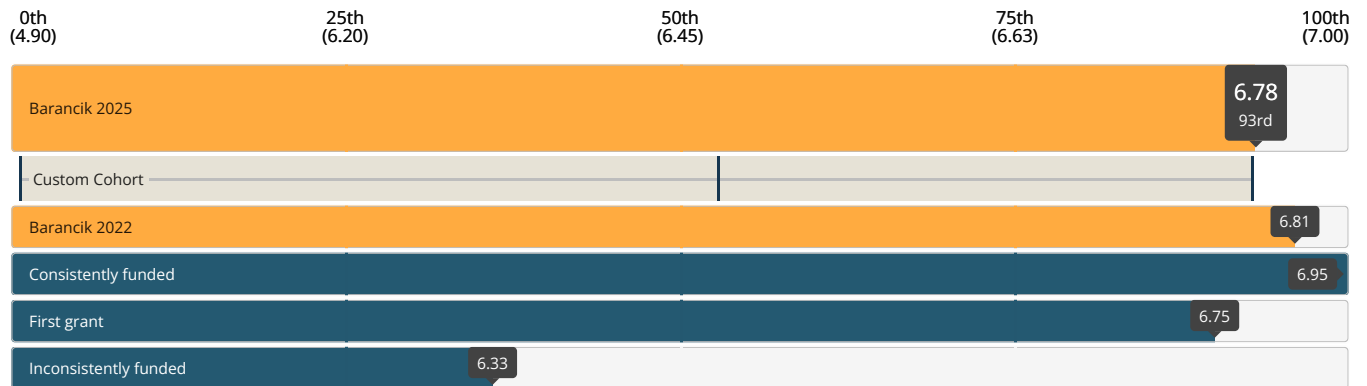
Cohort: Custom Cohort Subgroup: Relationship with the Foundation Past Results: On



Overall, how responsive was Foundation staff?

1 = Not at all responsive 7 = Extremely responsive

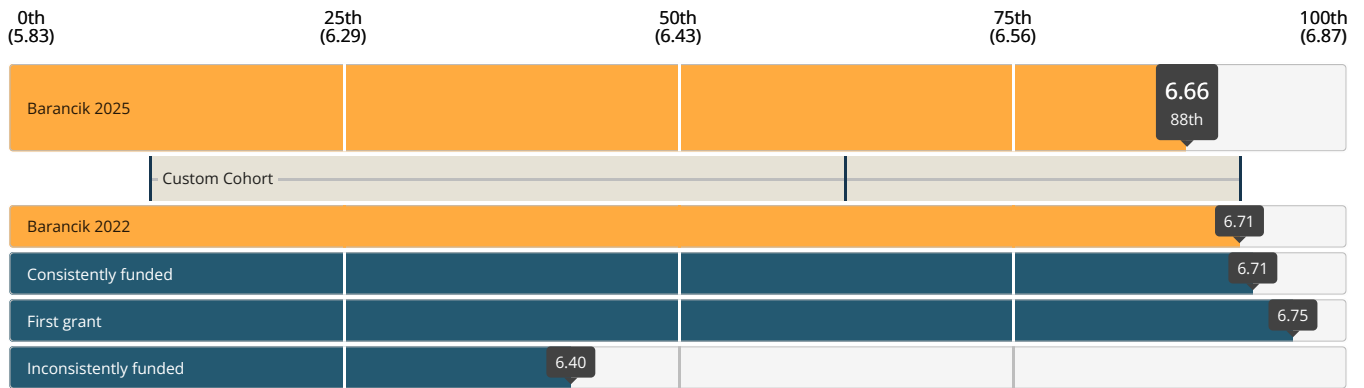
Cohort: Custom Cohort Subgroup: Relationship with the Foundation Past Results: On



To what extent did the Foundation exhibit trust in your organization's staff during this grant?

1 = Not at all 4 = Somewhat 7 = To a great extent

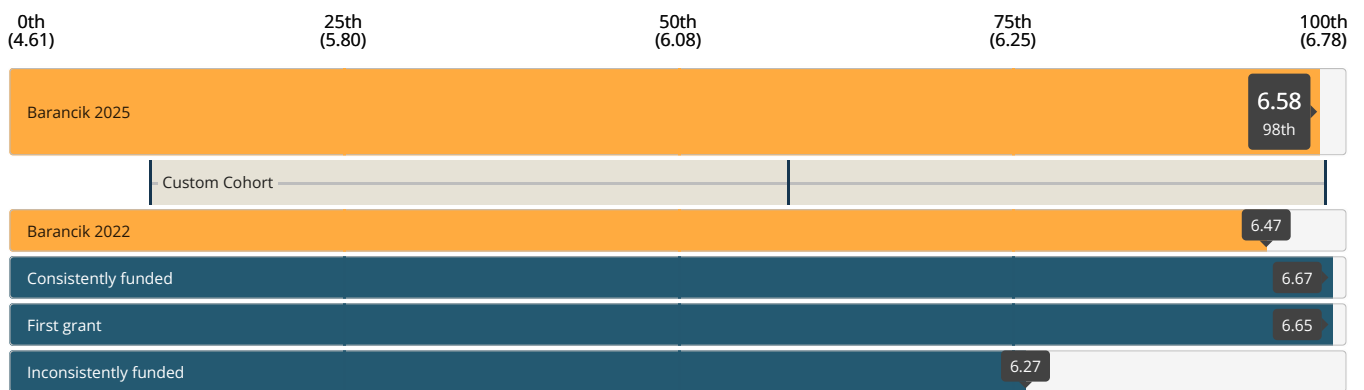
Cohort: Custom Cohort Subgroup: Relationship with the Foundation Past Results: On



To what extent did the Foundation exhibit candor about the Foundation's perspectives on your work during this grant?

1 = Not at all 4 = Somewhat 7 = To a great extent

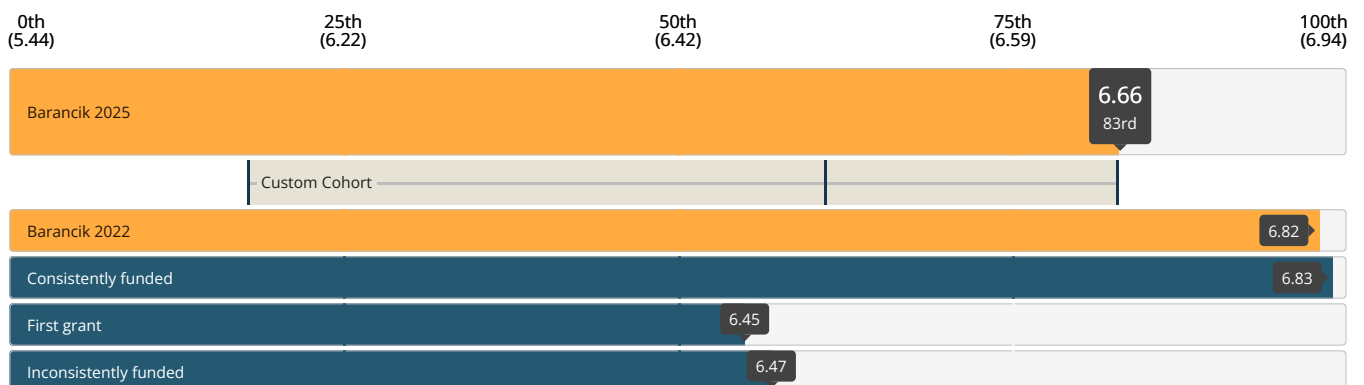
Cohort: Custom Cohort Subgroup: Relationship with the Foundation Past Results: On



To what extent did the Foundation exhibit compassion for those affected by your work during this grant?

1 = Not at all 4 = Somewhat 7 = To a great extent

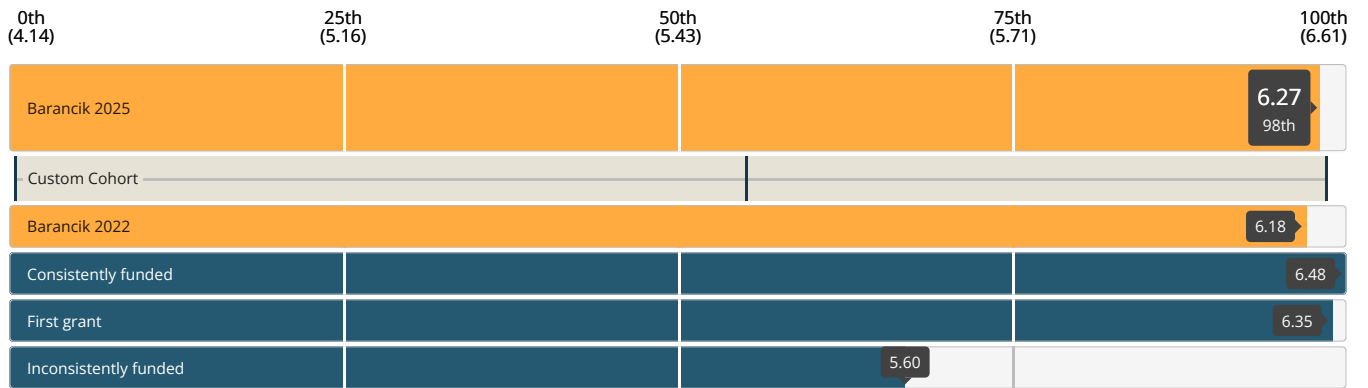
Cohort: Custom Cohort Subgroup: Relationship with the Foundation Past Results: On



To what extent is the Foundation open to ideas from grantees about its strategy?

1 = Not at all 7 = To a great extent

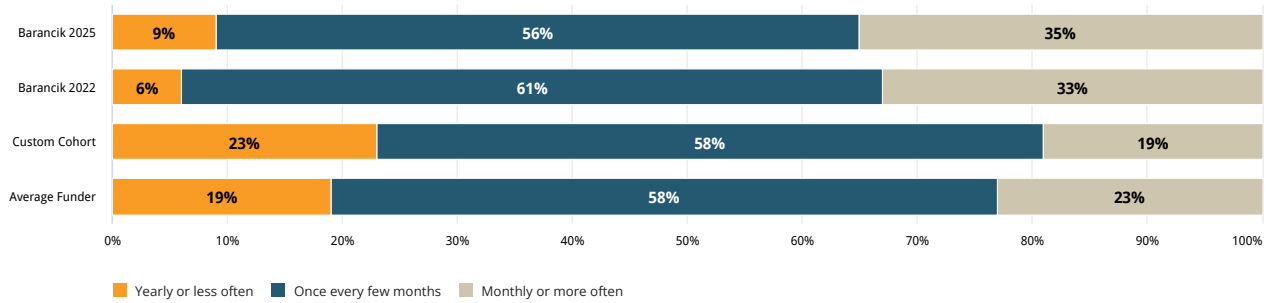
Cohort: Custom Cohort Subgroup: Relationship with the Foundation Past Results: On



Interaction Patterns

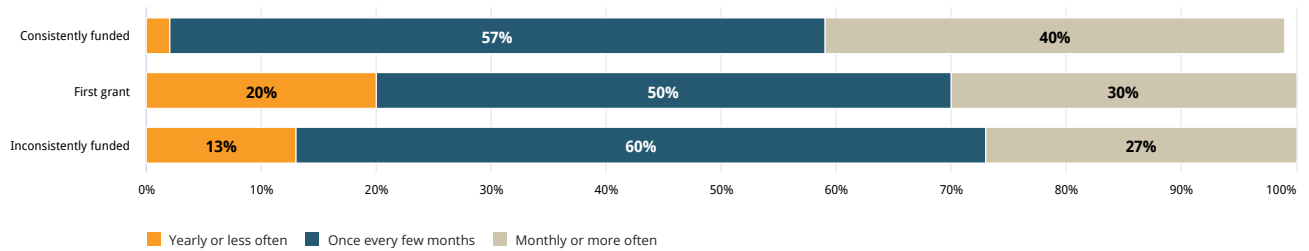
How often do/did you have contact with your Grant Lead during this grant?

Cohort: Custom Cohort Past Results: On



How often do/did you have contact with your Grant Lead during this grant? - By Subgroup

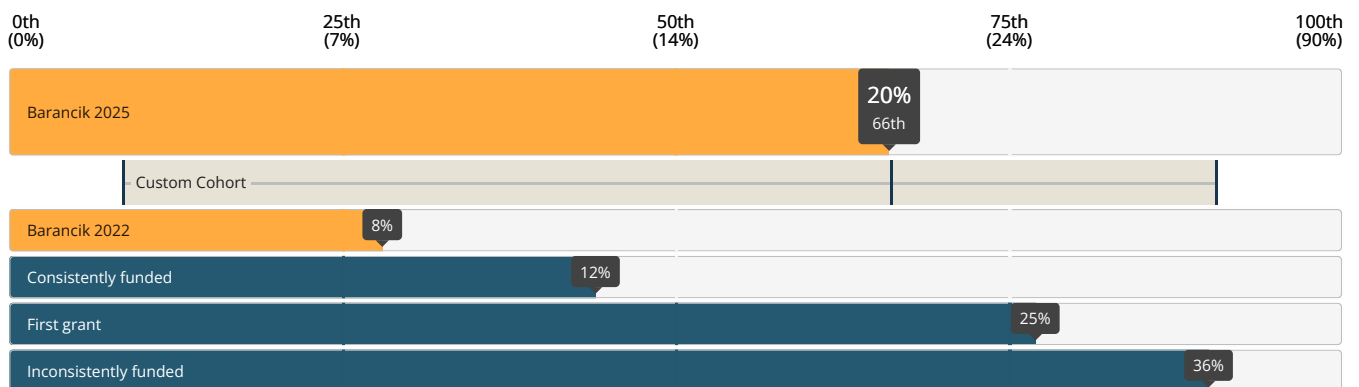
Subgroup: Relationship with the Foundation



Has your main contact at the Foundation changed in the past six months?

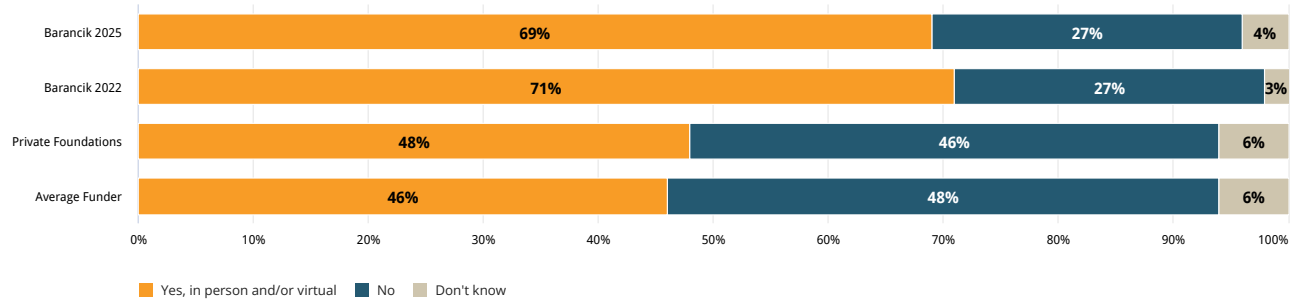
Proportion of grantees responding 'Yes'

Cohort: Custom Cohort Subgroup: Relationship with the Foundation Past Results: On



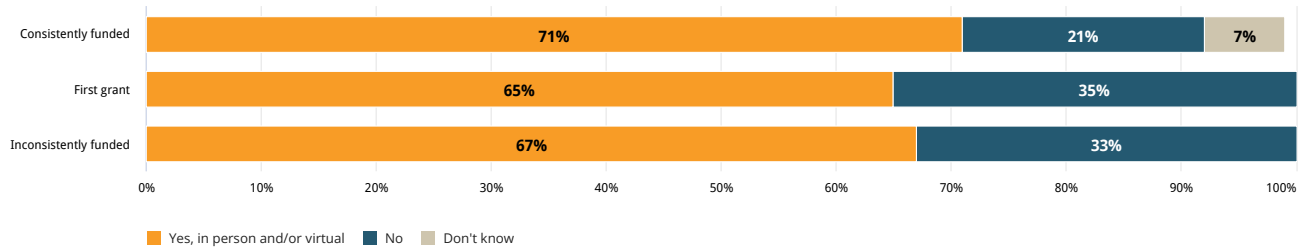
At any point during this grant, including the application process, did Foundation staff conduct a site visit?

Cohort: Private Foundations Past Results: On



At any point during this grant, including the application process, did Foundation staff conduct a site visit? - By Subgroup

Subgroup: Relationship with the Foundation

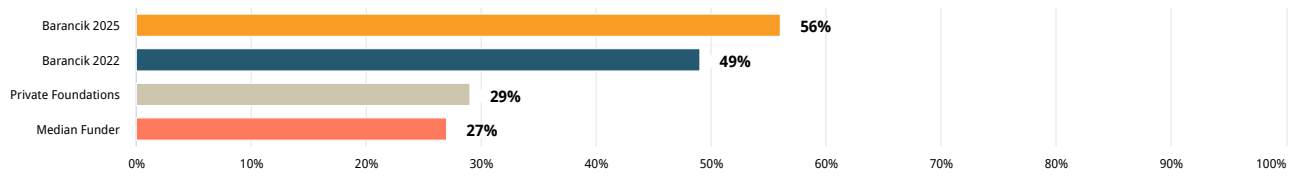


In the survey, respondents were asked the site visit question in a check-all-that-apply format. Therefore, the following charts provide greater detail on the previous site visit question.

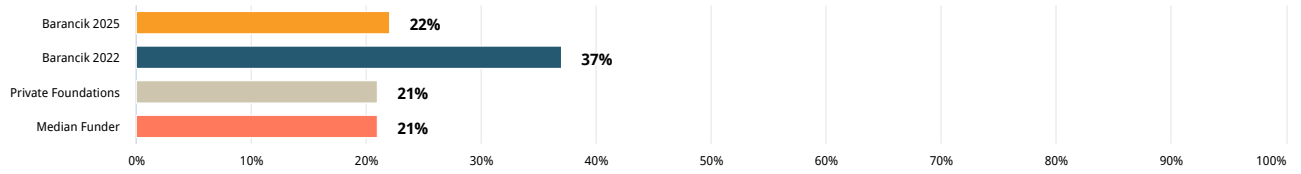
At any point during this grant, including the application process, did Foundation staff conduct a site visit?

Cohort: Private Foundations Past Results: On

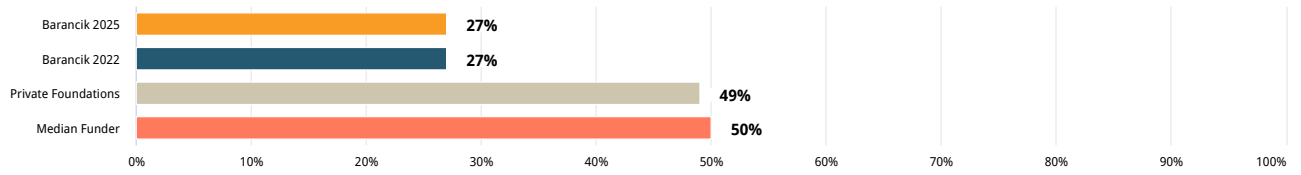
Yes, in person



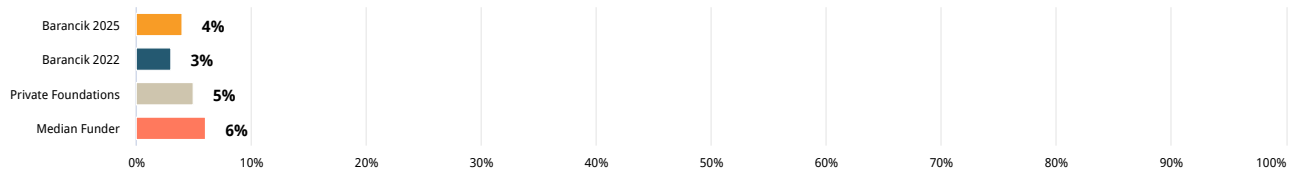
Yes, virtually



No



Don't know

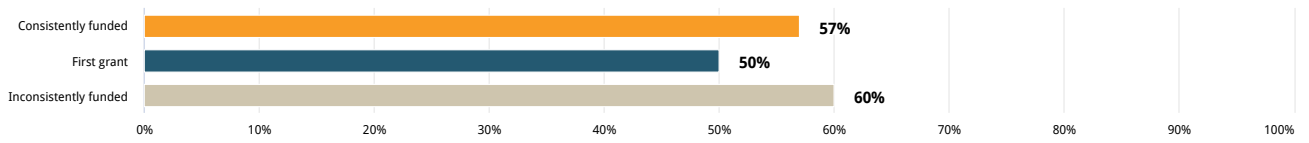


Legend: Barancik 2025 (orange), Barancik 2022 (dark blue), Private Foundations (tan), Median Funder (red)

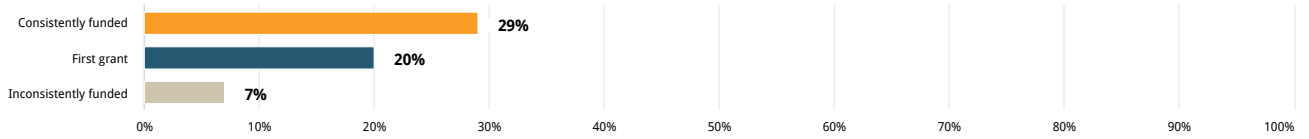
At any point during this grant, including the application process, did Foundation staff conduct a site visit? - By Subgroup

Subgroup: Relationship with the Foundation

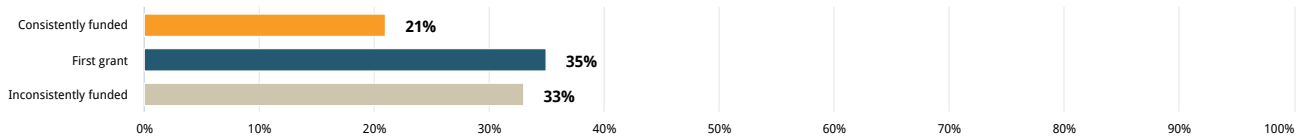
Yes, in person



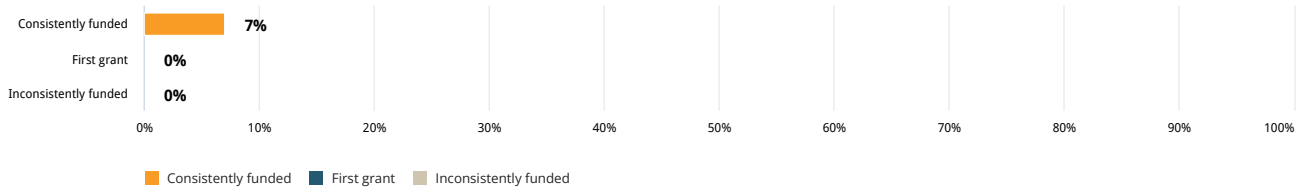
Yes, virtually



No



Don't know



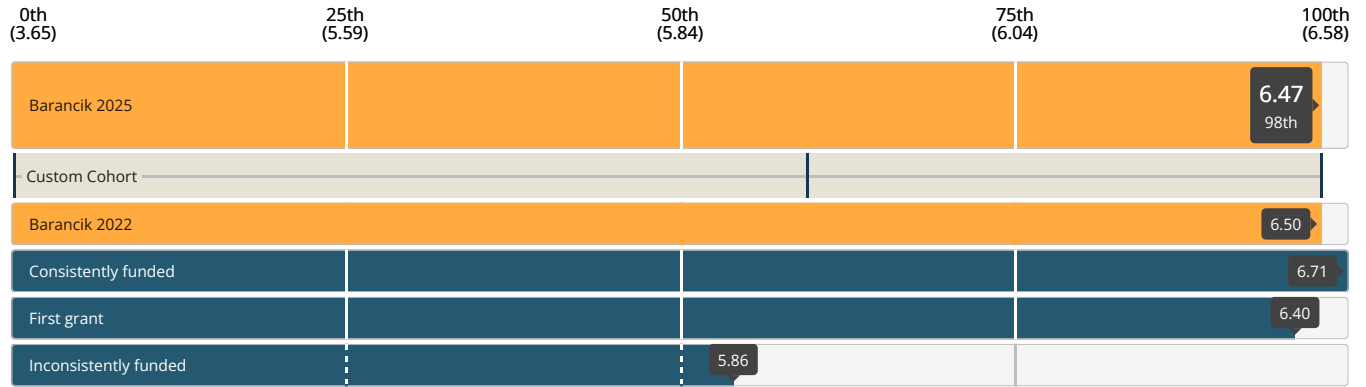
Consistently funded First grant Inconsistently funded

Communication

How clearly has the Foundation communicated its goals and strategy to you?

1 = Not at all clearly 7 = Extremely clearly

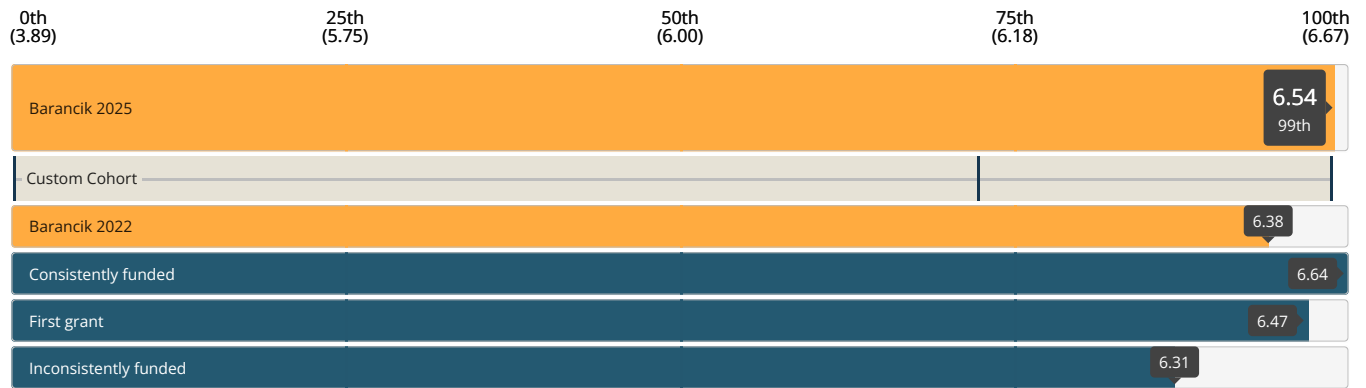
Cohort: Custom Cohort Subgroup: Relationship with the Foundation Past Results: On



How consistent was the information provided by different communication resources, both personal and written, that you used to learn about the Foundation?

1 = Not at all consistent 7 = Completely consistent

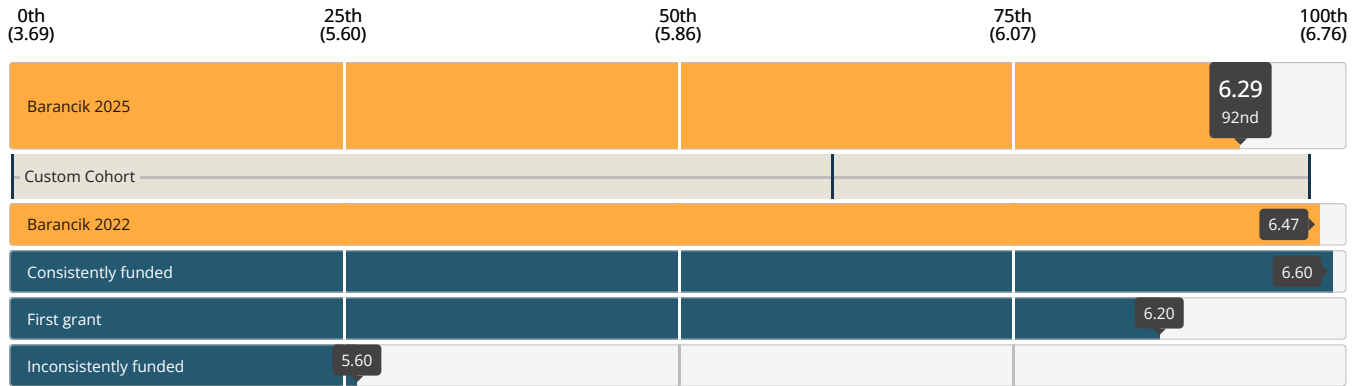
Cohort: Custom Cohort Subgroup: Relationship with the Foundation Past Results: On



Overall, how transparent is the Foundation with your organization?

1 = Not at all transparent 7 = Extremely transparent

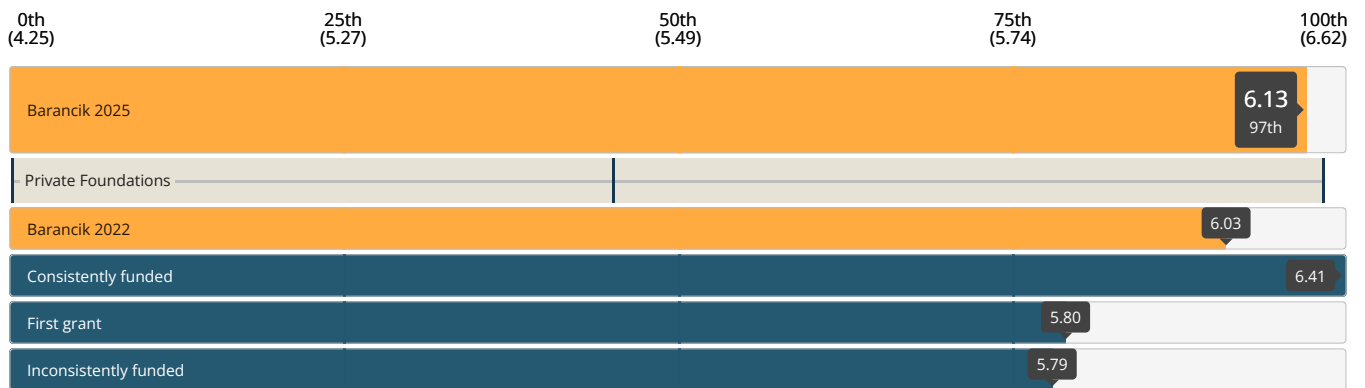
Cohort: Custom Cohort Subgroup: Relationship with the Foundation Past Results: On



How well do you understand the way in which the work funded by this grant fits into the Foundation's broader efforts?

1 = Limited understanding 7 = Thorough understanding

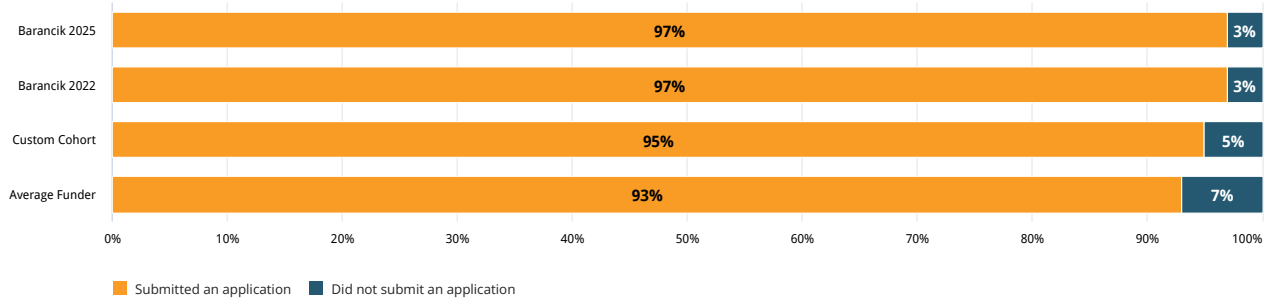
Cohort: Private Foundations Subgroup: Relationship with the Foundation Past Results: On



Grant Processes

Did you submit an application to the Foundation for this grant?

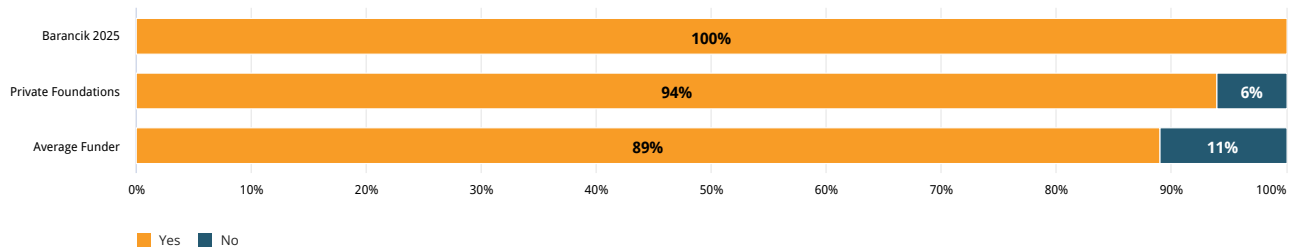
Cohort: Custom Cohort Past Results: On



The following question was only asked of grantees that indicated submitting an application for their grant.

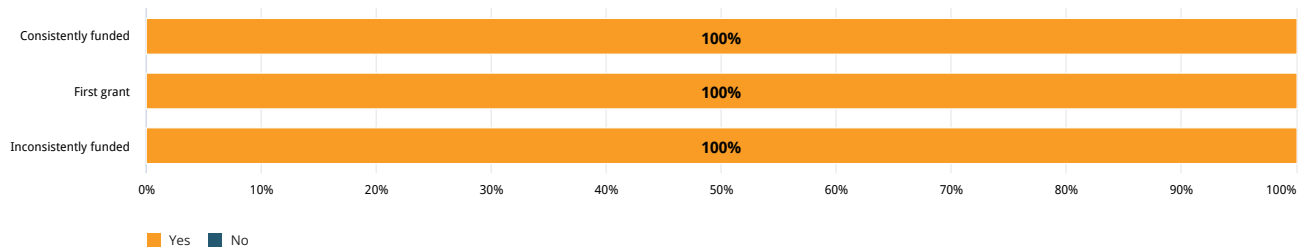
Did you have contact with a Foundation staff member via phone, email, or in-person/video before you applied?

Cohort: Private Foundations Past Results: On



Did you have contact with a Foundation staff member via phone, email, or in-person/video before you applied? - By Subgroup

Subgroup: Relationship with the Foundation



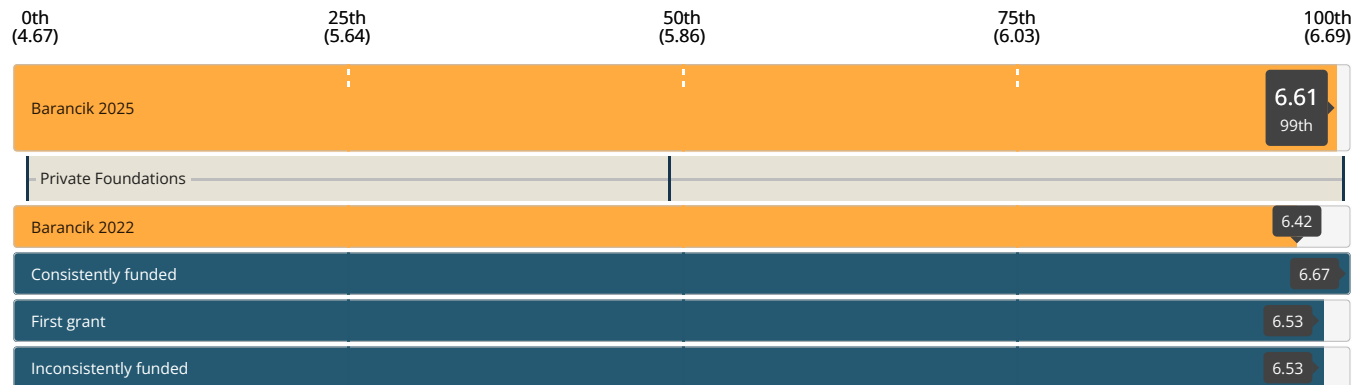
Application Process

Note: CEP modified the following question in 2022 and determined, through recent analysis, that responses were not comparable to those provided prior to 2022. CEP has removed data from prior to 2022 from this question's comparative dataset. As a result, percentile rankings relative to CEP's comparative dataset may look different in this report than they did in your previous report.

To what extent was the Foundation's application process a helpful opportunity to strengthen the efforts funded by the grant?

1 = Not at all 7 = To a great extent

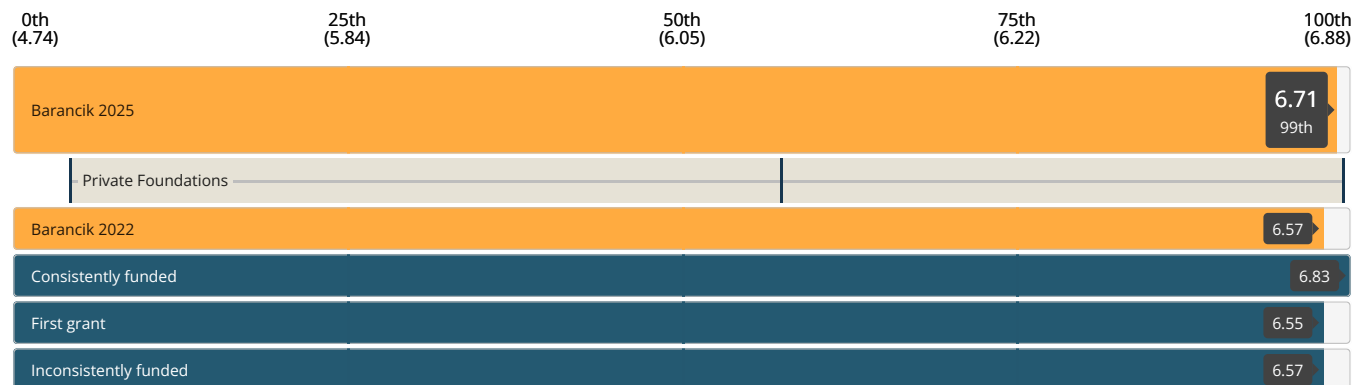
Cohort: Private Foundations Subgroup: Relationship with the Foundation Past Results: On



To what extent was the Foundation's application process an appropriate level of effort given the amount of funding received?

1 = Not at all 7 = To a great extent

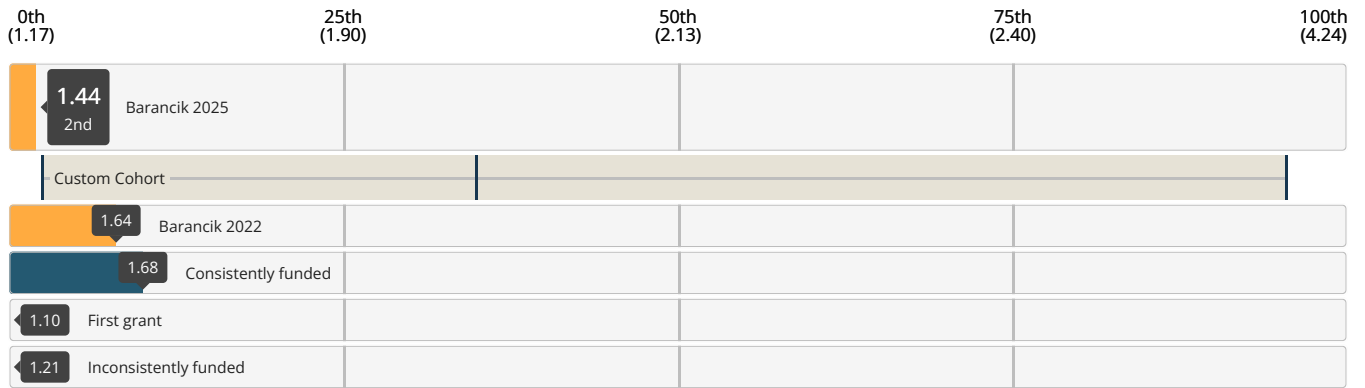
Cohort: Private Foundations Subgroup: Relationship with the Foundation Past Results: On



As you developed your grant application, how much pressure did you feel to modify your organization's priorities in order to create a grant application that was likely to receive funding?

1 = No pressure 7 = Significant pressure

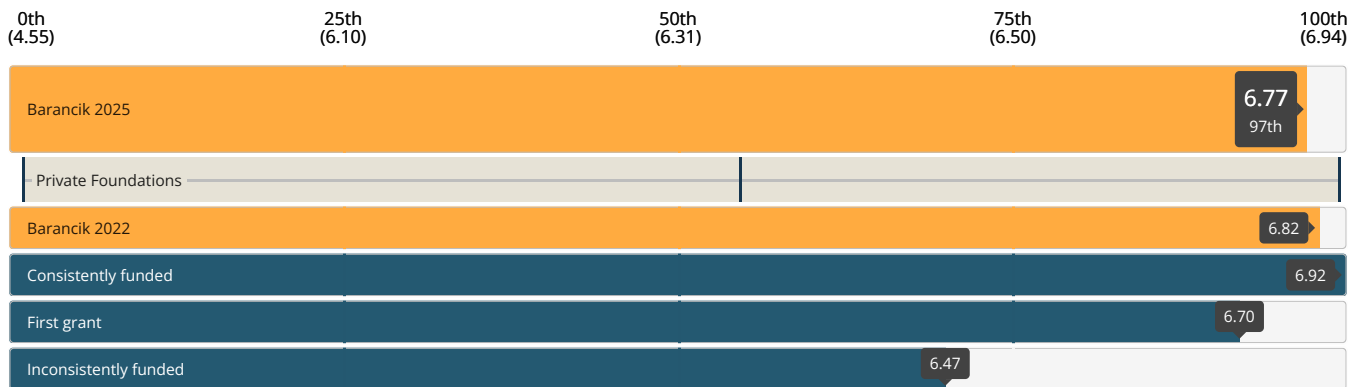
Cohort: Custom Cohort Subgroup: Relationship with the Foundation Past Results: On



To what extent was the Foundation clear and transparent about the application process requirements and timelines?

1 = Not at all 7 = To a great extent

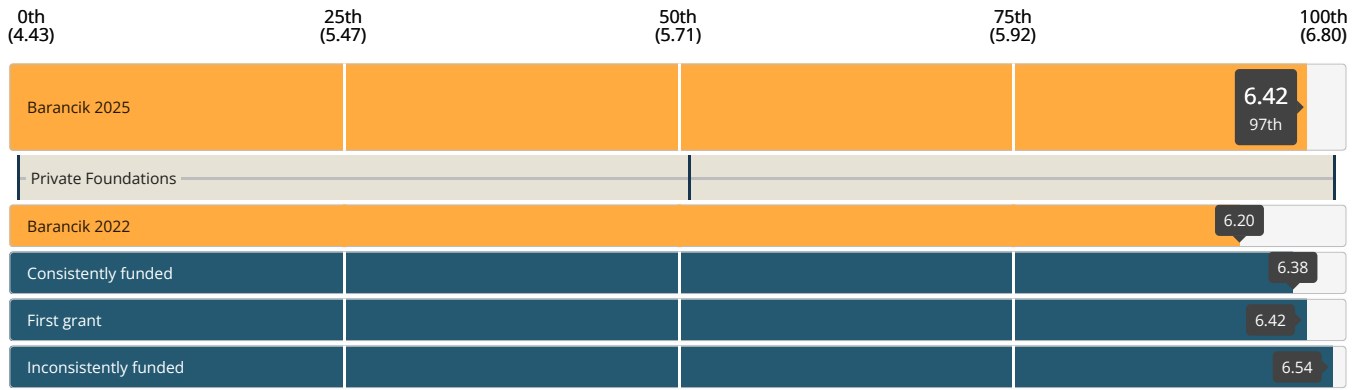
Cohort: Private Foundations Subgroup: Relationship with the Foundation Past Results: On



To what extent was the Foundation clear and transparent about the criteria the Foundation uses to decide whether an application would be funded or declined?

1 = Not at all 7 = To a great extent

Cohort: Private Foundations Subgroup: Relationship with the Foundation Past Results: On



Reporting and Evaluation Process

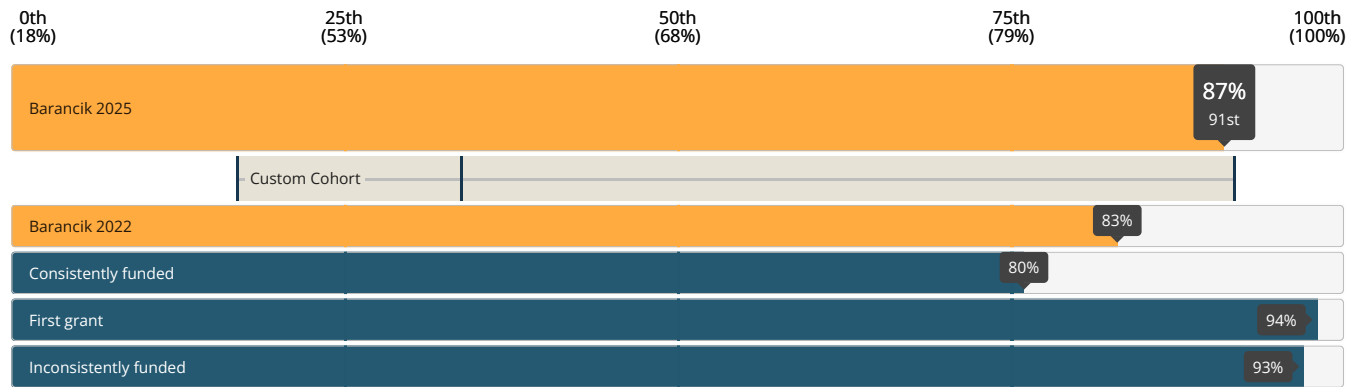
Definition of Reporting and Evaluation

- "Reporting" - the Foundation's standard oversight, monitoring, and grant reporting.
- "Evaluation" - formal activities *beyond reporting* undertaken by the Foundation to assess or learn about a grant, a program, or the Foundation's efforts.

At any point during the application or the grant period, did the Foundation and your organization exchange ideas regarding how your organization would assess the results of the work funded by this grant?

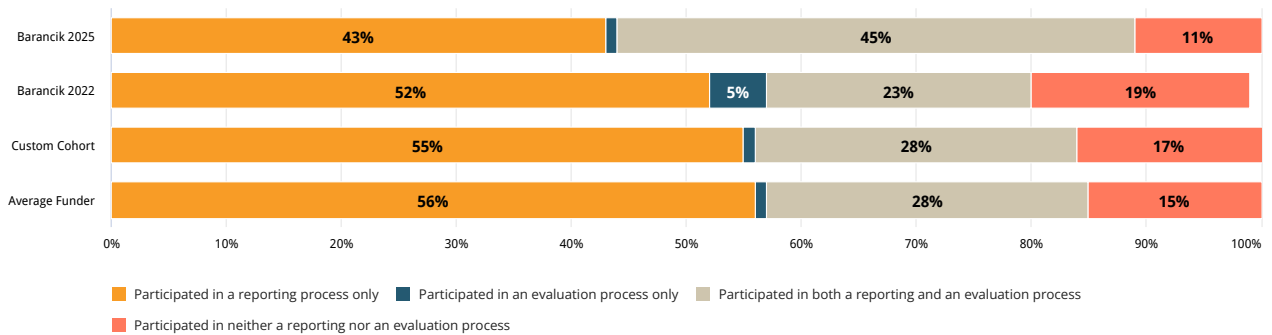
Proportion of grantees responding 'Yes'

Cohort: Custom Cohort Subgroup: Relationship with the Foundation Past Results: On



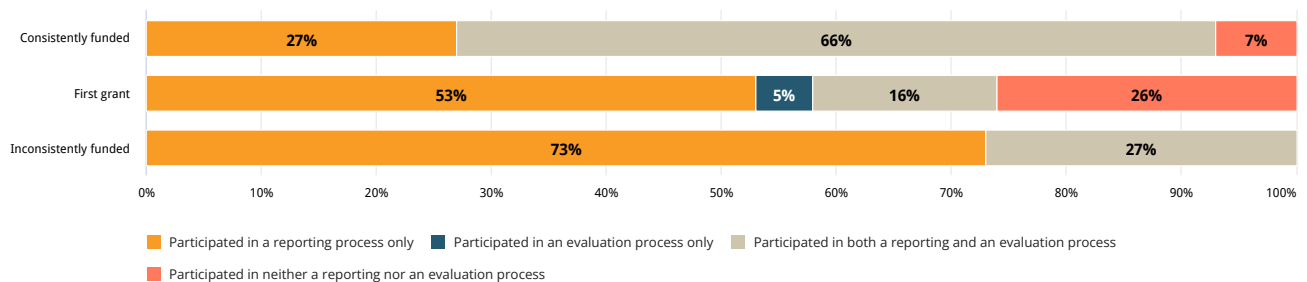
Participation in Reporting and/or Evaluation Processes

Cohort: Custom Cohort Past Results: On



Participation in Reporting and/or Evaluation Processes - By Subgroup

Subgroup: Relationship with the Foundation



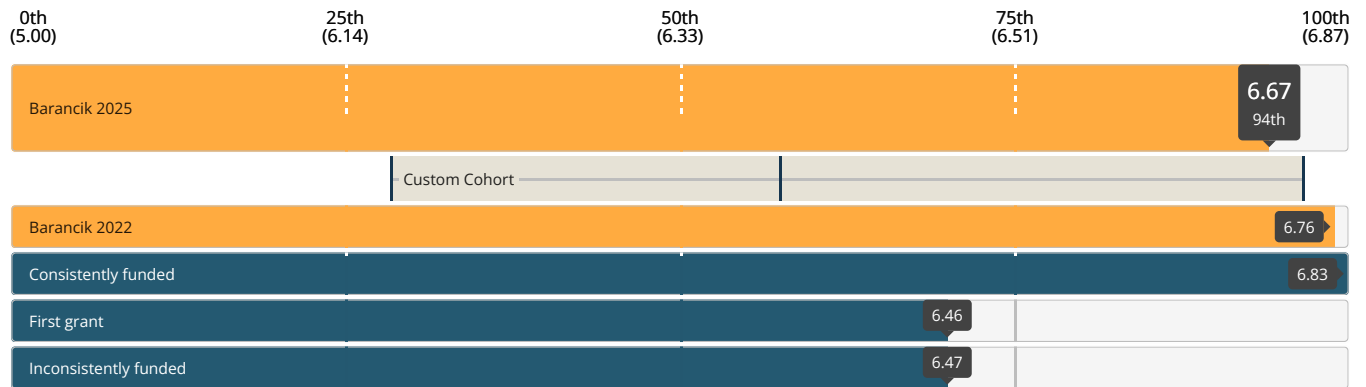
Reporting Process

The following questions were only asked of grantees that indicated having participated in a reporting process. See the "Reporting and Evaluation Process" page for data on the proportion of grantees participating in this process.

To what extent was the Foundation's reporting process straightforward?

1 = Not at all 7 = To a great extent

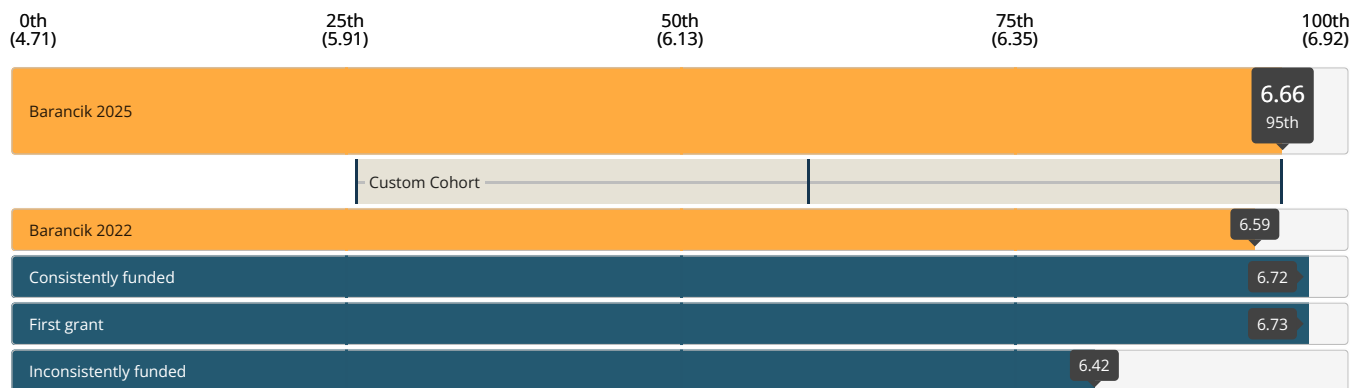
Cohort: Custom Cohort Subgroup: Relationship with the Foundation Past Results: On



To what extent was the Foundation's reporting process adaptable, if necessary, to fit your circumstances?

1 = Not at all 7 = To a great extent

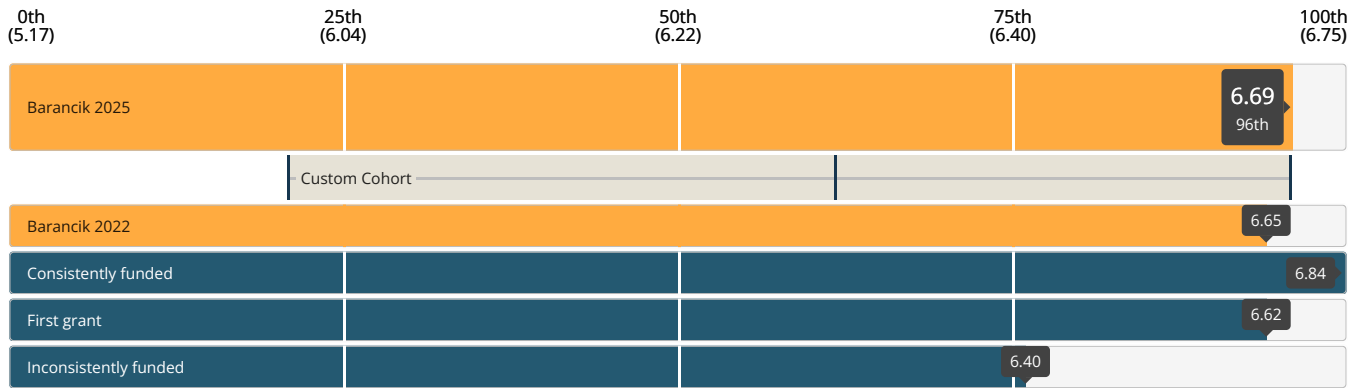
Cohort: Custom Cohort Subgroup: Relationship with the Foundation Past Results: On



To what extent was the Foundation's reporting process relevant, with questions and measures pertinent to the work funded by this grant?

1 = Not at all 7 = To a great extent

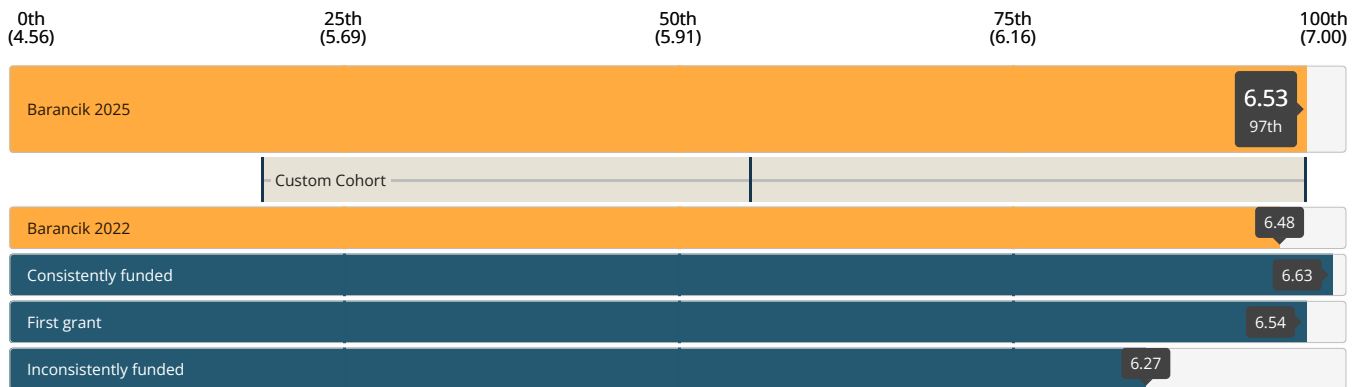
Cohort: Custom Cohort Subgroup: Relationship with the Foundation Past Results: On



To what extent was the Foundation's reporting process a helpful opportunity for you to reflect and learn?

1 = Not at all 7 = To a great extent

Cohort: Custom Cohort Subgroup: Relationship with the Foundation Past Results: On



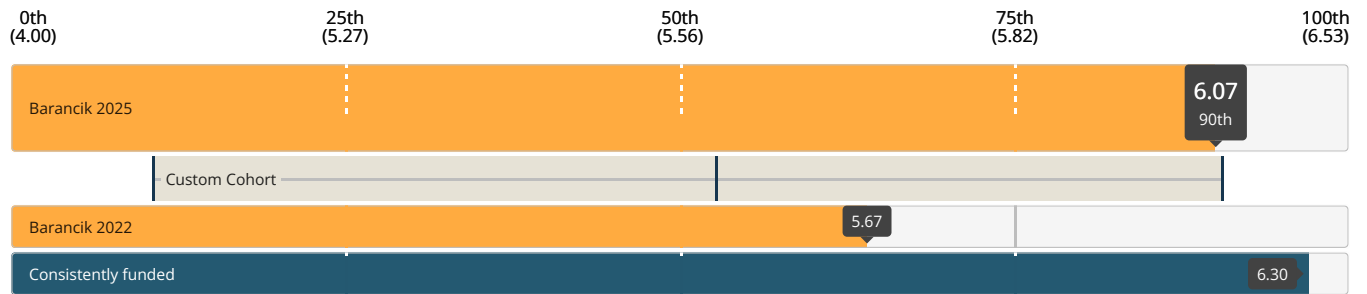
Evaluation Process

The following questions were only asked of grantees that indicated having participated in an evaluation process. See the "Reporting and Evaluation Process" page for data on the proportion of grantees participating in this process.

To what extent did the evaluation incorporate input from your organization in the design of the evaluation?

1 = Not at all 7 = To a great extent

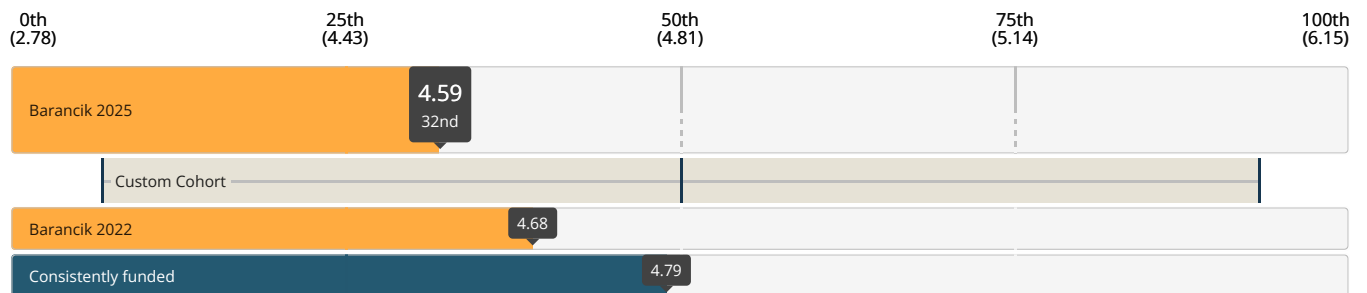
Cohort: Custom Cohort Subgroup: Relationship with the Foundation Past Results: On



To what extent did the evaluation result in your organization making changes to the work that was evaluated?

1 = Not at all 7 = To a great extent

Cohort: Custom Cohort Subgroup: Relationship with the Foundation Past Results: On

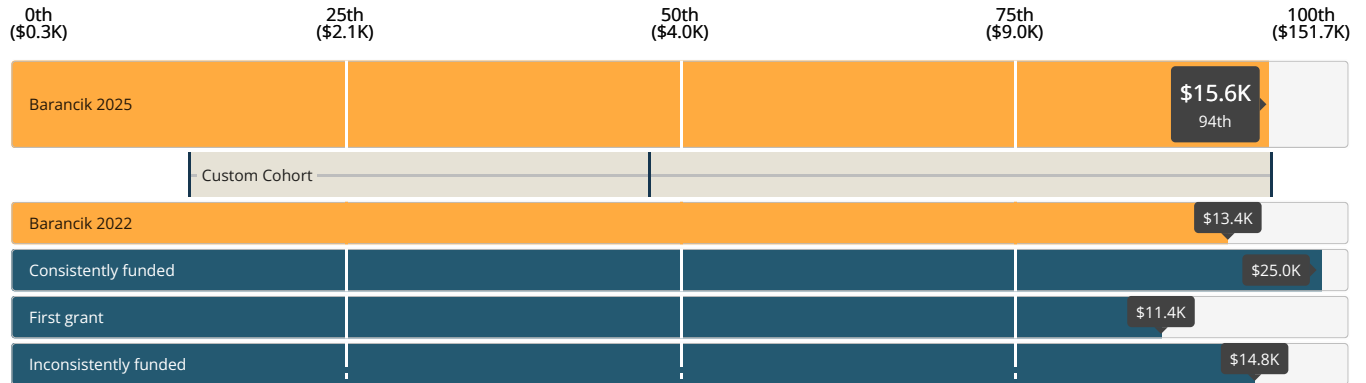


Monetary Return and Time Spent on Processes

Dollar Return: Median grant dollars awarded per process hour required

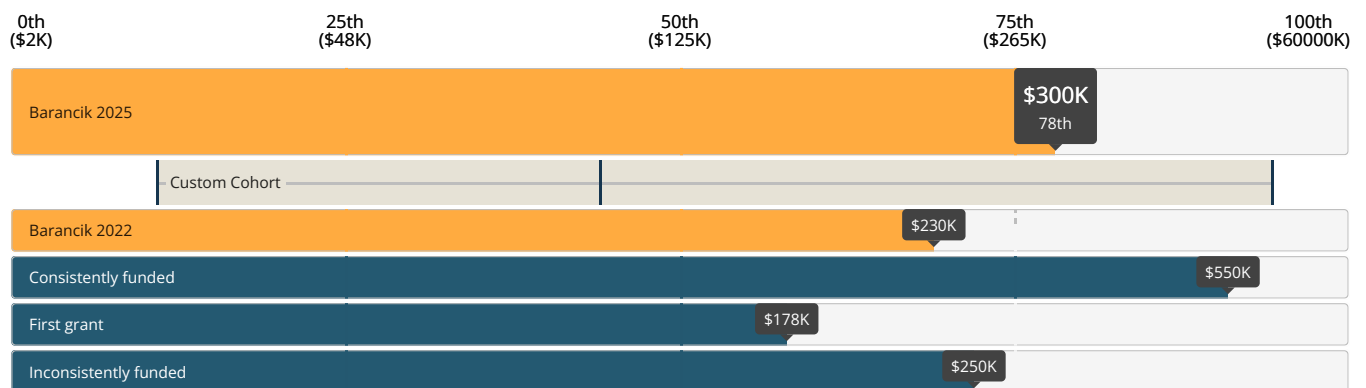
Includes total grant dollars awarded and total time necessary to fulfill the requirements over the lifetime of the grant

Cohort: Custom Cohort Subgroup: Relationship with the Foundation Past Results: On



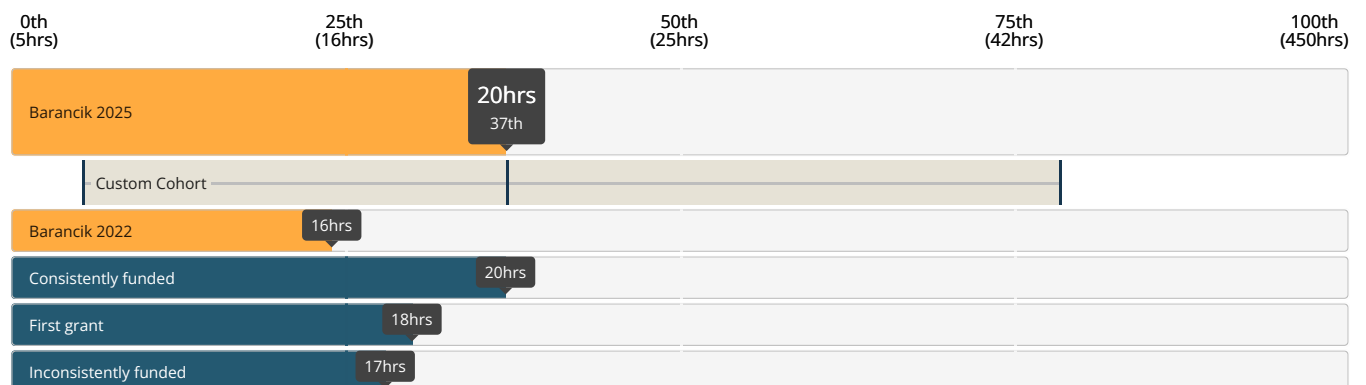
Median Grant Size

Cohort: Custom Cohort Subgroup: Relationship with the Foundation Past Results: On



Median hours spent by grantees on funder requirements over grant lifetime

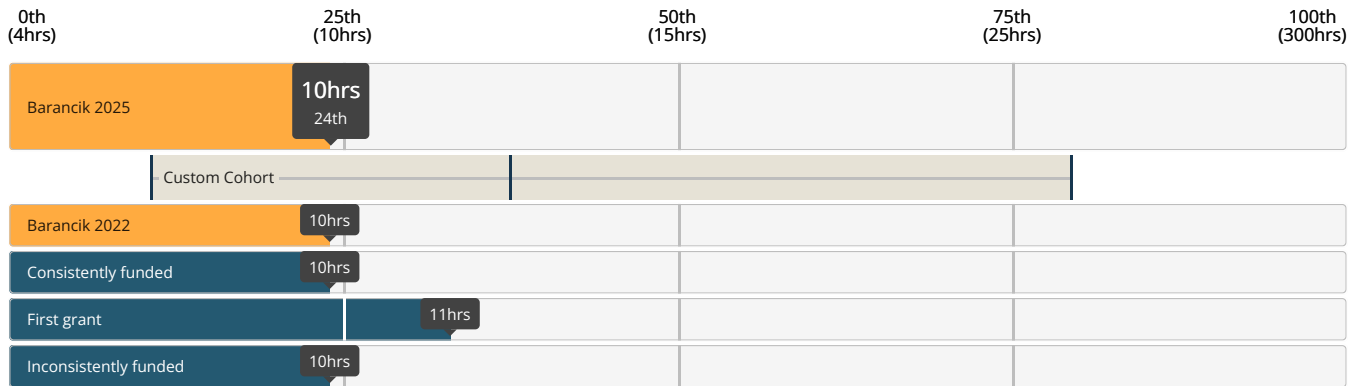
Cohort: Custom Cohort Subgroup: Relationship with the Foundation Past Results: On



Time Spent on Application Process

Median Hours Spent on Application and Application Process

Cohort: Custom Cohort Subgroup: Relationship with the Foundation Past Results: On



Cohort: Custom Cohort Past Results: On

Time Spent On Application and Application Process	Barancik 2025	Barancik 2022	Average Funder	Custom Cohort
1 to 9 hours	37%	49%	29%	32%
10 to 19 hours	29%	28%	23%	26%
20 to 29 hours	20%	8%	15%	16%
30 to 39 hours	4%	3%	6%	5%
40 to 49 hours	3%	5%	9%	11%
50 to 99 hours	8%	7%	9%	6%
100 to 199 hours	0%	0%	5%	2%
200+ hours	0%	0%	3%	1%


Subgroup: Relationship with the Foundation

Time Spent On Application and Application Process (By Subgroup)	Consistently funded	First grant	Inconsistently funded
1 to 9 hours	34%	40%	40%
10 to 19 hours	27%	30%	33%
20 to 29 hours	22%	15%	20%
30 to 39 hours	5%	5%	0%
40 to 49 hours	2%	5%	0%
50 to 99 hours	10%	5%	7%
100 to 199 hours	0%	0%	0%
200+ hours	0%	0%	0%

Time Spent on Reporting and Evaluation Process

Median Hours Spent on Monitoring, Reporting and Evaluation Process Per Year

Cohort: Custom Cohort Subgroup: Relationship with the Foundation Past Results: On



Cohort: Custom Cohort Past Results: On

Time Spent On Monitoring, Reporting, And Evaluation Process (Annualized)

	Barancik 2025	Barancik 2022	Average Funder	Custom Cohort
1 to 9 hours	75%	61%	60%	67%
10 to 19 hours	17%	18%	18%	16%
20 to 29 hours	5%	5%	9%	7%
30 to 39 hours	2%	4%	3%	2%
40 to 49 hours	0%	5%	3%	3%
50 to 99 hours	2%	5%	4%	2%
100+ hours	0%	2%	4%	2%

Subgroup: Relationship with the Foundation

Time Spent On Monitoring, Reporting, And Evaluation Process (Annualized) (By Subgroup)	Consistently funded	First grant	Inconsistently funded
1 to 9 hours	68%	85%	83%
10 to 19 hours	18%	15%	17%
20 to 29 hours	9%	0%	0%
30 to 39 hours	3%	0%	0%
40 to 49 hours	0%	0%	0%
50 to 99 hours	3%	0%	0%
100+ hours	0%	0%	0%

Barancik-Specific Questions

Note: Each option in the following question was only shown to grantees who indicated receiving this form of assistance previously in the survey.

For reference, the following proportions of Barancik grantees report receiving each form of assistance:

- Communications Assistance: 39%
- Program Outcomes and Evaluation: 25%
- Nonprofit Best Practices: 20%
- Financial Assessments: 18%

For further data regarding how many grantees responded to this question, please refer to the "[Additional Survey Information](#)" page.

Where applicable, please indicate the helpfulness of each of the following forms of capacity building assistance from the Foundation that have been used by your organization:

1 = Not at all helpful 7 = Extremely helpful

Program Outcomes and Evaluation



Financial Assessments



Nonprofit Best Practices



Communications Assistance



Barancik 2025

Where applicable, please indicate the helpfulness of each of the following forms of capacity building assistance from the Foundation that have been used by your organization: - By Subgroup

1 = Not at all helpful 7 = Extremely helpful

Subgroup: Relationship with the Foundation

Program Outcomes and Evaluation



Financial Assessments



Nonprofit Best Practices



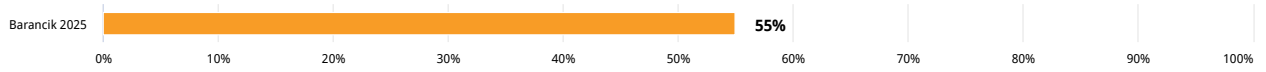
Communications Assistance



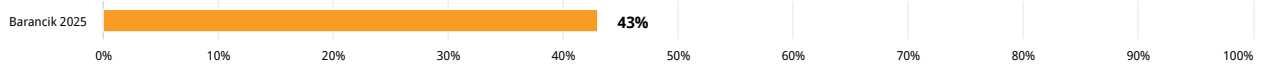
Consistently funded

In addition to funding, what types of support or roles would you find most valuable for the Foundation to play in the future?

Fundraising and Development Capacity



Organizational Capacity Building



Strategic Networking and Partnerships



Board Development and Governance



Marketing and Communications Support



Policy and Advocacy Support



Convening Cross-Sector Stakeholders




Promoting Community Dialogue



Strategic Planning



Financial Health and Risk Assessment




Program Evaluation and Learning



Barancik 2025

In addition to funding, what types of support or roles would you find most valuable for the Foundation to play in the future?


Facilitating Collective Learning or Action



Advancing Knowledge and Research



Don't know/N/A

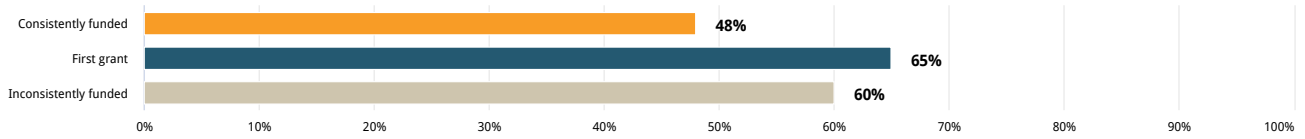


Barancik 2025

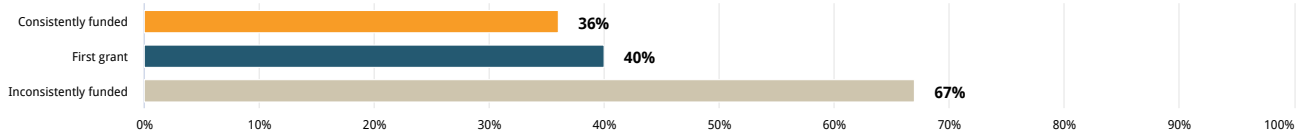
In addition to funding, what types of support or roles would you find most valuable for the Foundation to play in the future? - By Subgroup

Subgroup: Relationship with the Foundation

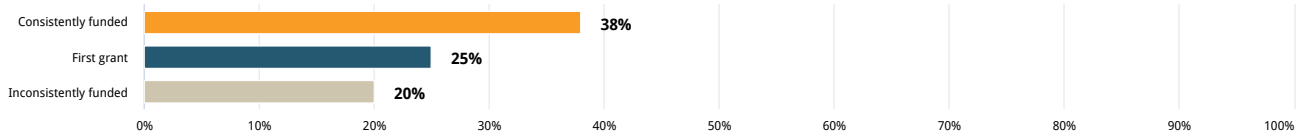
Fundraising and Development Capacity



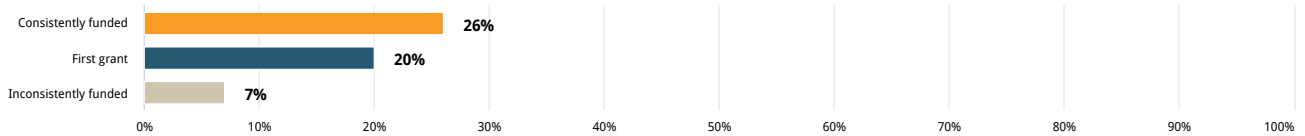
Organizational Capacity Building



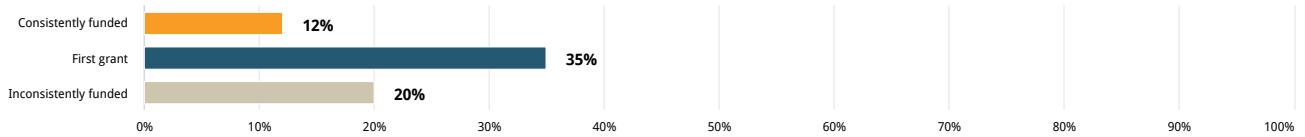
Strategic Networking and Partnerships



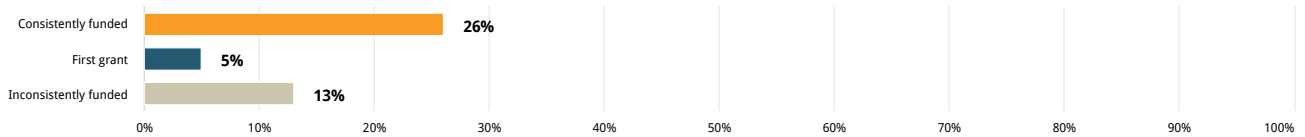
Board Development and Governance



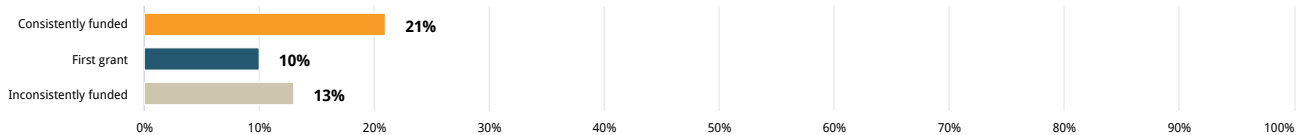
Marketing and Communications Support



Policy and Advocacy Support



Convening Cross-Sector Stakeholders

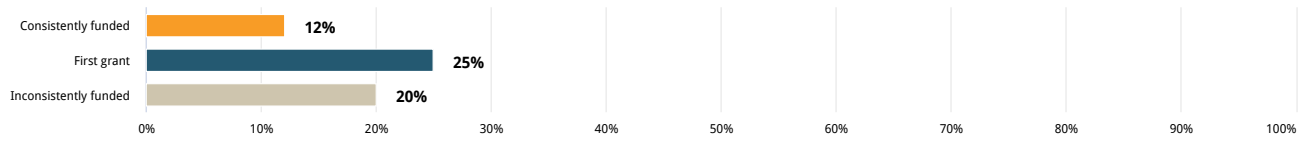


Consistently funded First grant Inconsistently funded

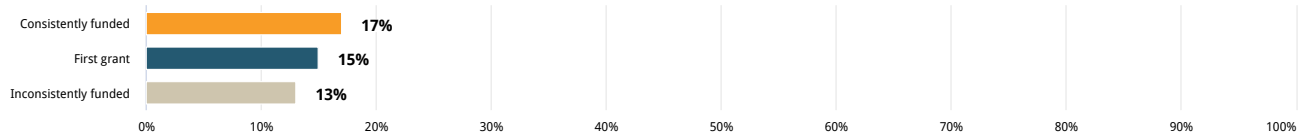
In addition to funding, what types of support or roles would you find most valuable for the Foundation to play in the future? - By Subgroup

Subgroup: Relationship with the Foundation

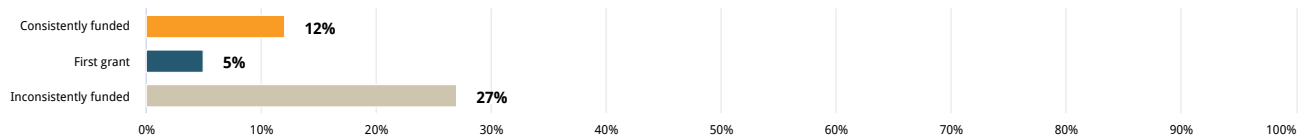
Promoting Community Dialogue



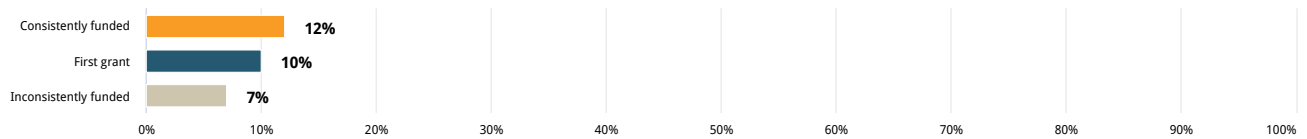
Strategic Planning



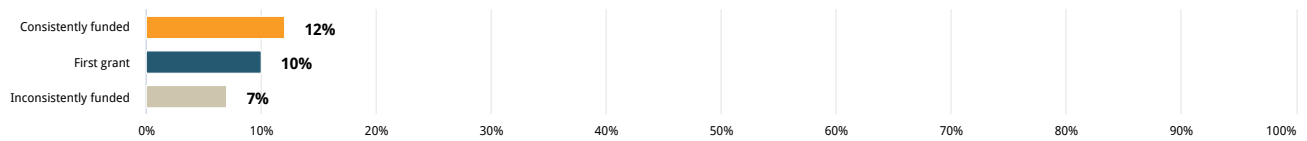
Financial Health and Risk Assessment



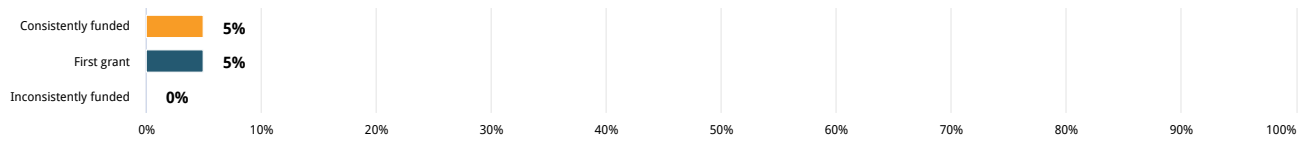
Program Evaluation and Learning



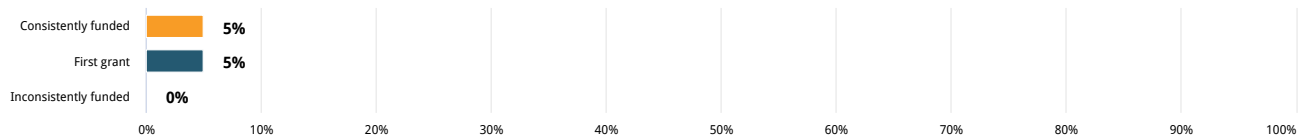
Facilitating Collective Learning or Action



Advancing Knowledge and Research



Don't know/N/A



Consistently funded First grant Inconsistently funded

Working with the Foundation

Please rate the extent to which you agree or disagree that the Foundation's work reflects the following statements:

1 = Strongly disagree 4 = Neither agree nor disagree 7 = Strongly agree

The Foundation believes that strong nonprofits lead to better outcomes



The Foundation creates a ripple effect of meaningful difference through compassion, trust, and strategic investments



The Foundation works hand-in-hand with partners to identify and advance the best solutions to drive positive change



The Foundation actively listens to nonprofit partners and the people they serve



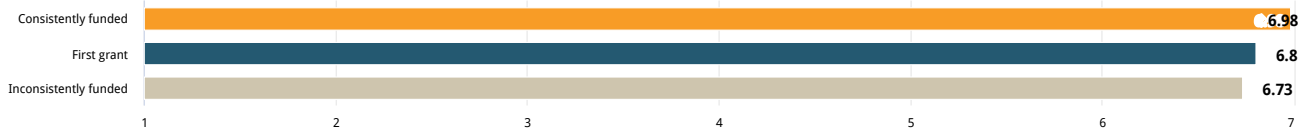
Barancik 2025

Please rate the extent to which you agree or disagree that the Foundation's work reflects the following statements: - By Subgroup

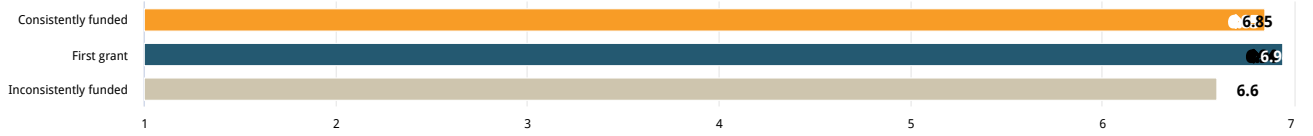
1 = Strongly disagree 4 = Neither agree nor disagree 7 = Strongly agree

Subgroup: Relationship with the Foundation

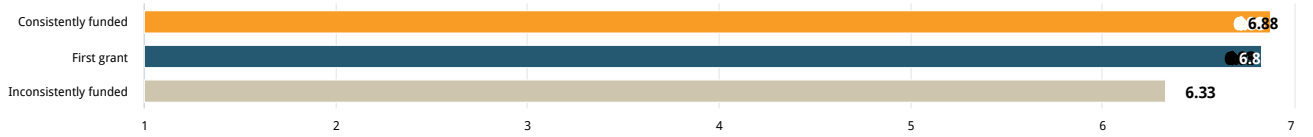
The Foundation believes that strong nonprofits lead to better outcomes



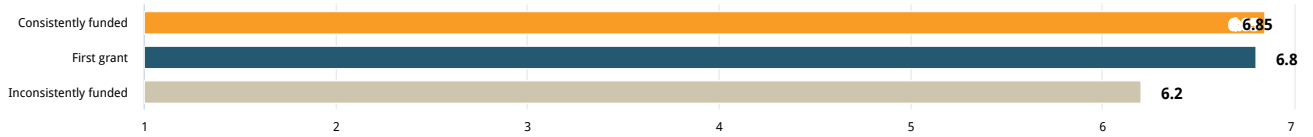
The Foundation creates a ripple effect of meaningful difference through compassion, trust, and strategic investments



The Foundation works hand-in-hand with partners to identify and advance the best solutions to drive positive change



The Foundation actively listens to nonprofit partners and the people they serve



Consistently funded First grant Inconsistently funded

Please rate the extent to which you agree or disagree with the following statements:

1 = Strongly disagree 4 = Neither agree nor disagree 7 = Strongly agree

Conversations with my Grant Lead prior to submitting the proposal were helpful.



The Foundation clearly communicated who my Grant Lead is and how to contact them with questions both during the grant application process and throughout the grant period.



I feel confident reaching out to my Grant Lead--and other Barancik staff as needed--for support with different aspects of my organization's work or program.



The quality of my organization's work or program has improved as a result of support and guidance from my Grant Lead.



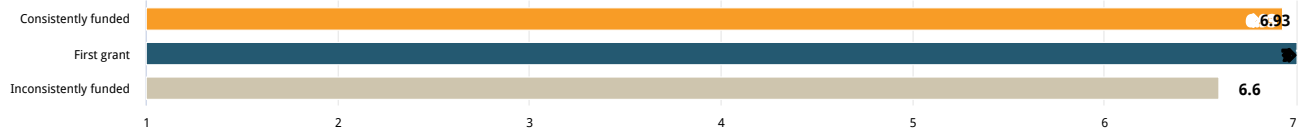
Barancik 2025

Please rate the extent to which you agree or disagree with the following statements: - By Subgroup

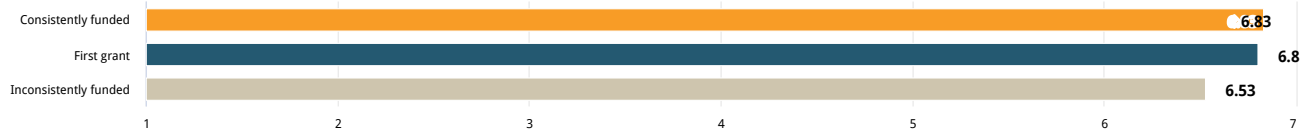
1 = Strongly disagree 4 = Neither agree nor disagree 7 = Strongly agree

Subgroup: Relationship with the Foundation

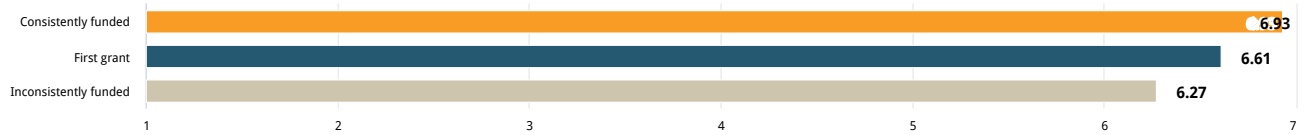
Conversations with my Grant Lead prior to submitting the proposal were helpful.



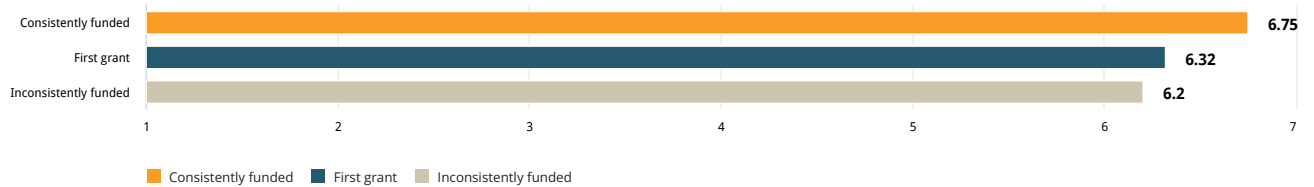
The Foundation clearly communicated who my Grant Lead is and how to contact them with questions both during the grant application process and throughout the grant period.



I feel confident reaching out to my Grant Lead--and other Barancik staff as needed--for support with different aspects of my organization's work or program.

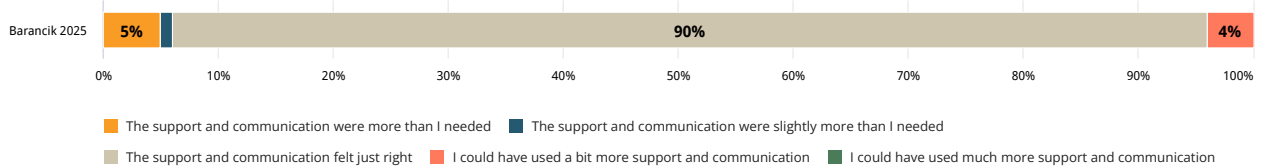


The quality of my organization's work or program has improved as a result of support and guidance from my Grant Lead.



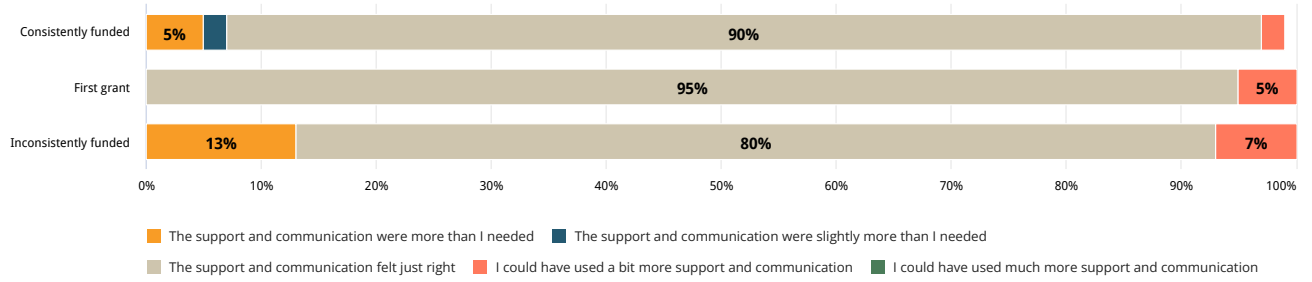
Thinking about the grant application process, how would you rate the level of communication and support you received from Barancik staff (excluding your Grant Lead)?

Past Results: On



Thinking about the grant application process, how would you rate the level of communication and support you received from Barancik staff (excluding your Grant Lead)? - By Subgroup

Subgroup: Relationship with the Foundation



Political or Policy Environment in 2025

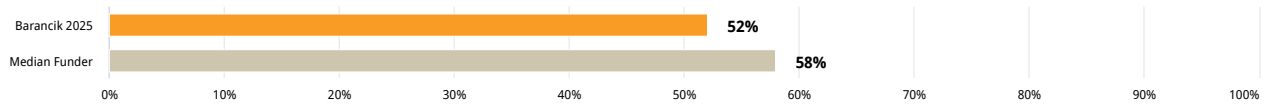
CEP added the following questions to its survey in the fall of 2025.

Political Climate and Funding Sources

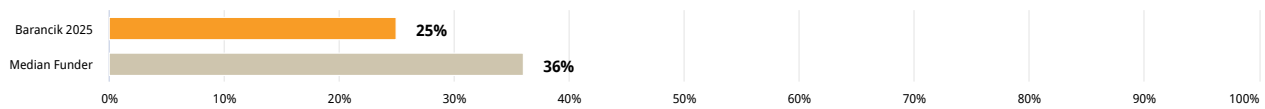
CEP added the following questions to its survey in the fall of 2025. These questions were shown only to U.S.-based grantees and depict comparative data from fewer than 25 funders. Some question may not yet include comparative data.

Does your organization usually receive any of the following types of U.S. government funding?

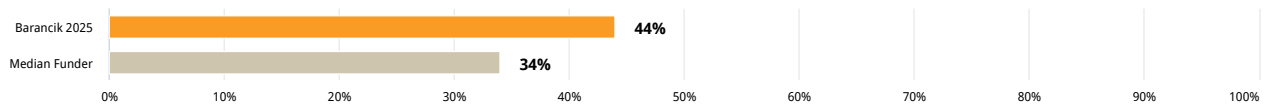
Yes, state or local funding



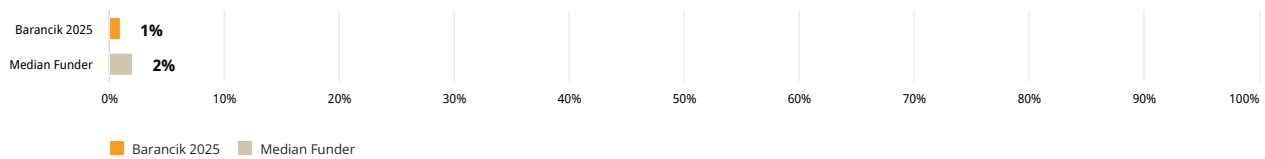
Yes, federal funding



No



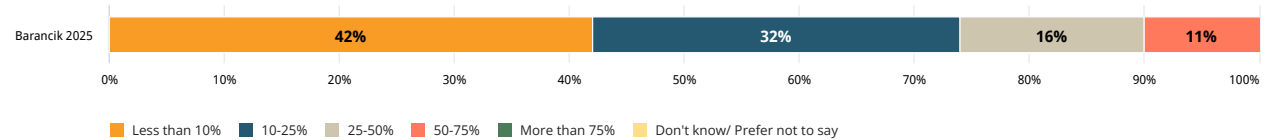
Don't know / Prefer not to say



The following question was only asked of respondents who indicated receiving federal funding in the previous question.

Approximately what proportion of your organization's revenue was derived from federal funding in your most recently completed fiscal year?

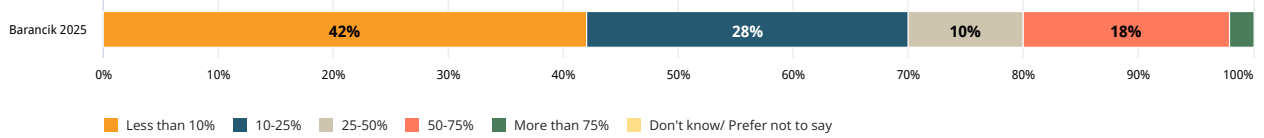
Past Results: On



The following question was only asked of respondents who indicated receiving state or local funding in the first question.

Approximately what proportion of your organization's revenue was derived from state or local funding in your most recently completed fiscal year?

Past Results: On

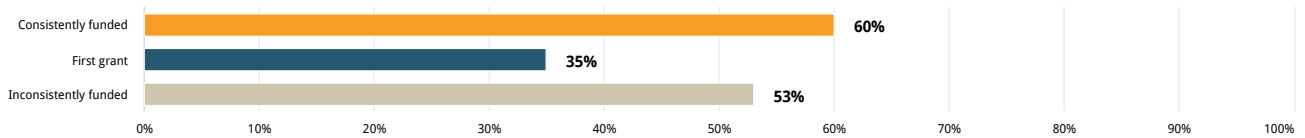


Political Climate and Funding Sources - By Subgroup

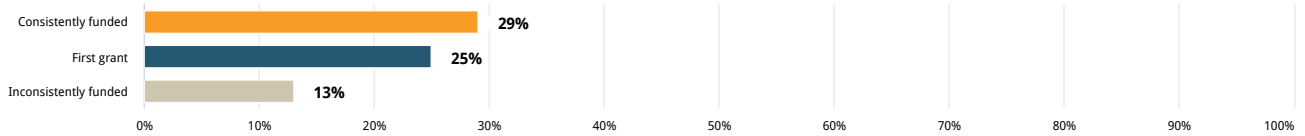
Does your organization usually receive any of the following types of U.S. government funding? - By Subgroup

Subgroup: Relationship with the Foundation

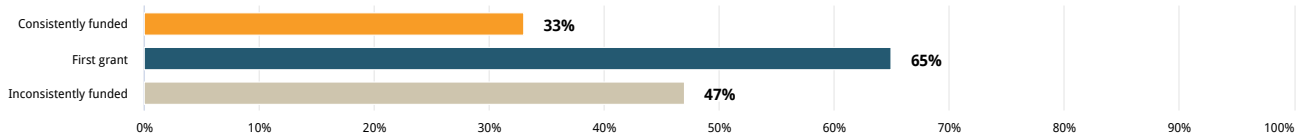
Yes, state or local funding



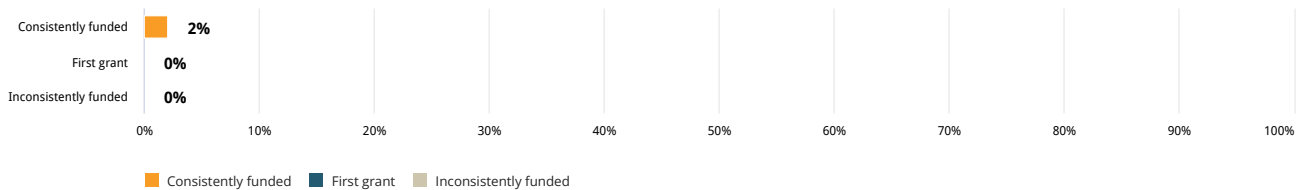
Yes, federal funding



No



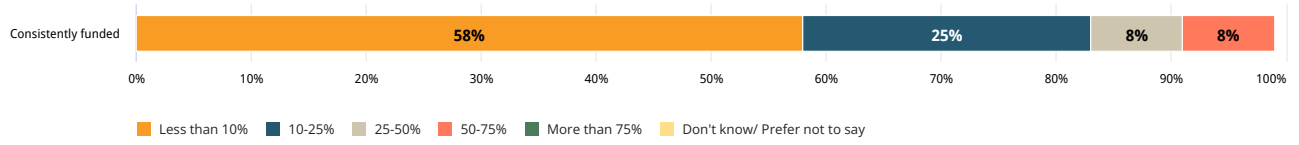
Don't know / Prefer not to say



The following question was only asked of respondents who indicated receiving federal funding in the previous question.

Approximately what proportion of your organization's revenue was derived from federal funding in your most recently completed fiscal year? - By Subgroup

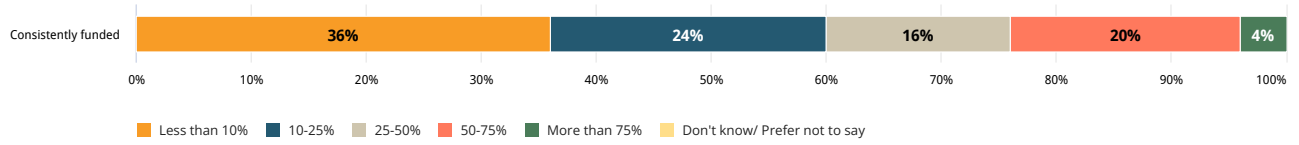
Subgroup: Relationship with the Foundation



The following question was asked of respondents who indicated receiving state or local funding in the first question.

Approximately what proportion of your organization's revenue was derived from state or local funding in your most recently completed fiscal year? - By Subgroup

Subgroup: Relationship with the Foundation

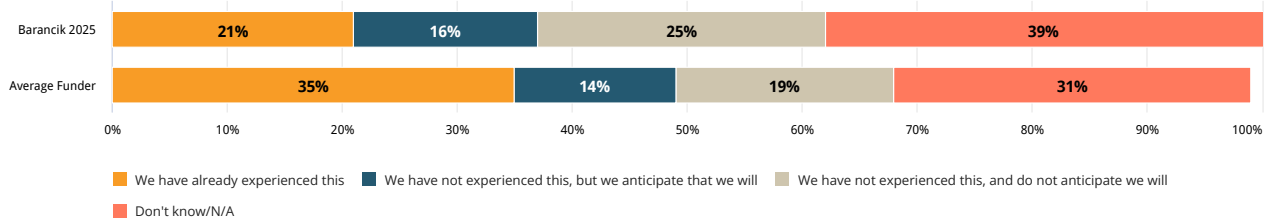


Reductions in Funding

As a result of changes in the political or policy environment in 2025, has your organization experienced any of the following?

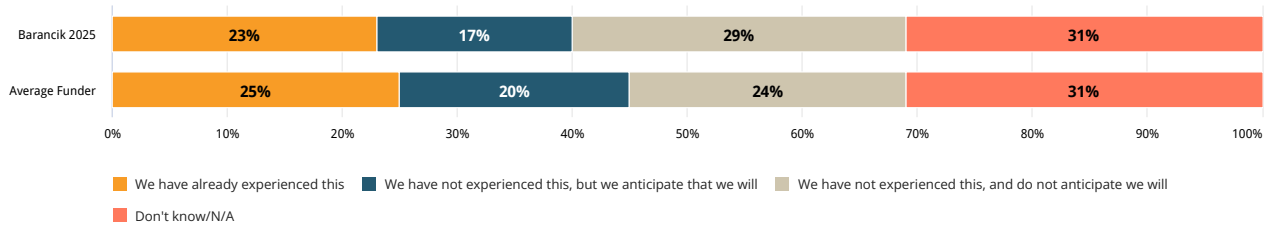
Reduced funding from U.S. federal government

Past Results: On



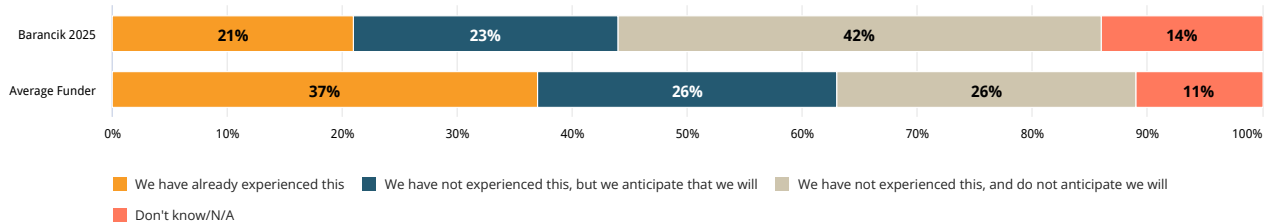
Reduced funding from U.S. state or local government

Past Results: On



Reduced funding from our private funders or donors

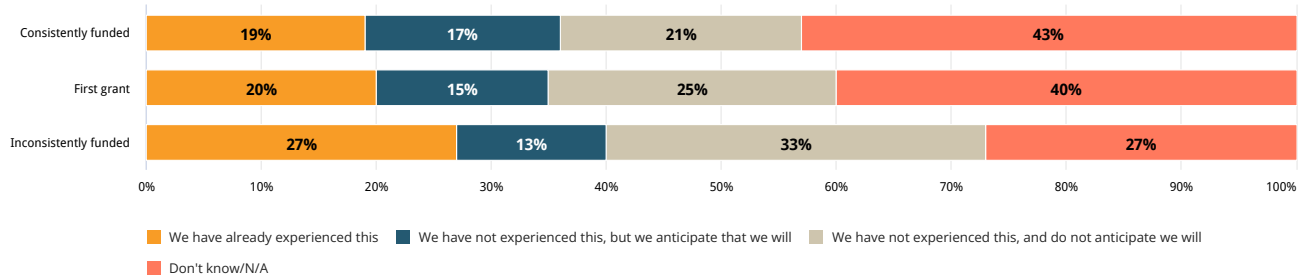
Past Results: On



As a result of changes in the political or policy environment in 2025, has your organization experienced any of the following? - By Subgroup

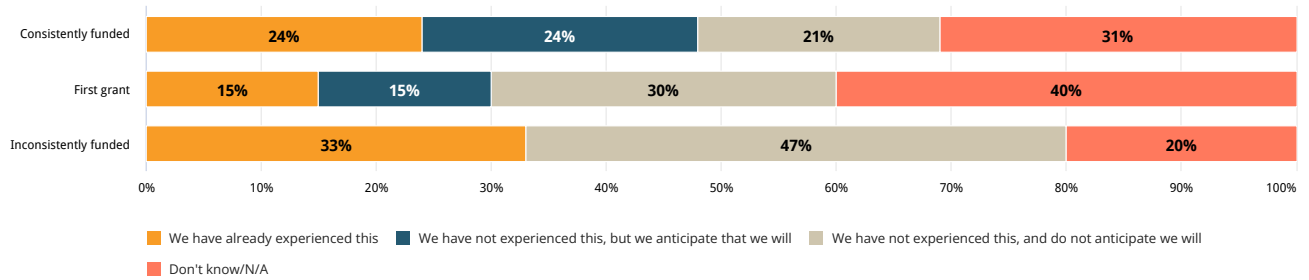
Reduced funding from U.S. federal government - By Subgroup

Subgroup: Relationship with the Foundation



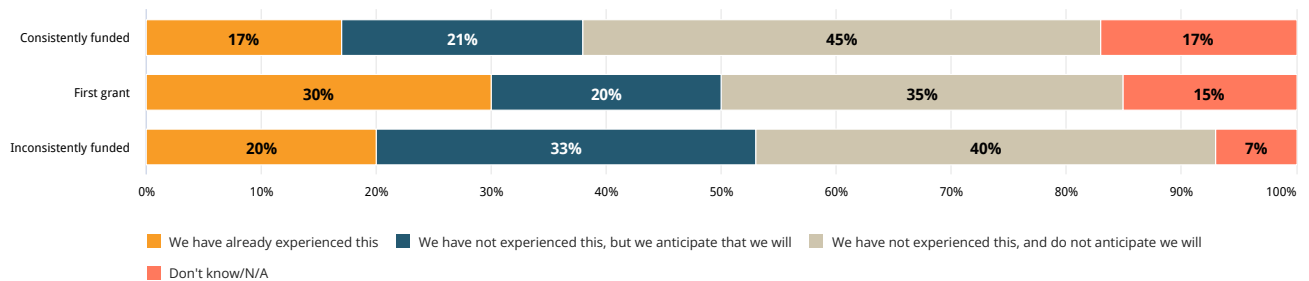
Reduced funding from U.S. state or local government - By Subgroup

Subgroup: Relationship with the Foundation



Reduced funding from our private funders or donors - By Subgroup

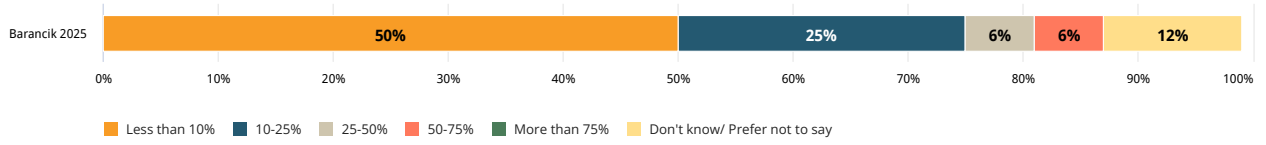
Subgroup: Relationship with the Foundation



The following question was only asked of respondents who indicate experiencing reduced funding from the U.S. federal government.

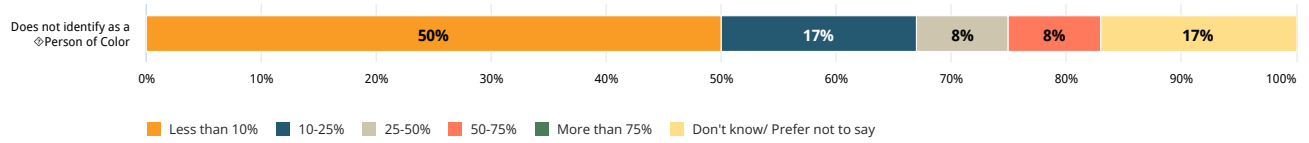
Approximately what proportion of your annual operating budget has your organization lost in 2025 as a result of U.S. federal funding cuts - through cancelled contracts, reduced awards, or other funding reductions?

Past Results: On



Approximately what proportion of your annual operating budget has your organization lost in 2025 as a result of U.S. federal funding cuts - through cancelled contracts, reduced awards, or other funding reductions? - By Subgroup

Subgroup: Respondent Person of Color Identity

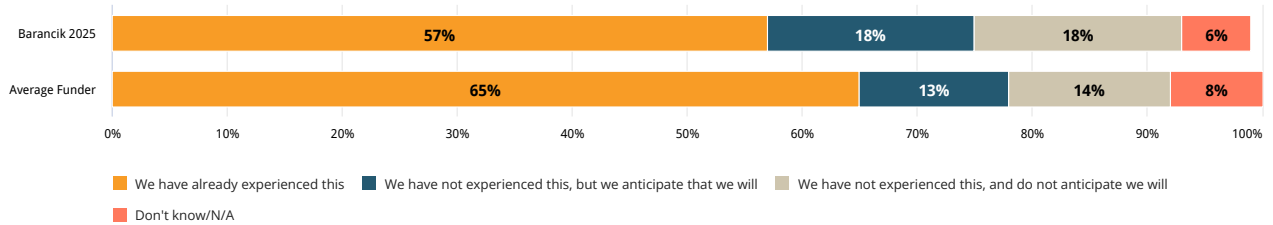


Grantee Experiences

As a result of changes in the political or policy environment in 2025, has your organization experienced any of the following?

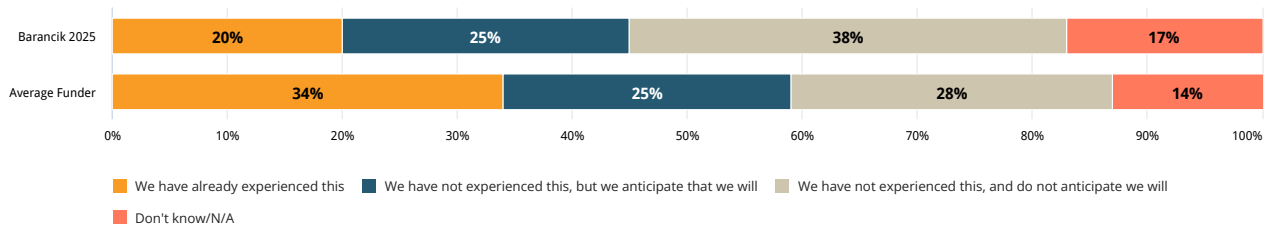
Experienced concerns about the well-being and safety of those that our organization is seeking to help

Past Results: On



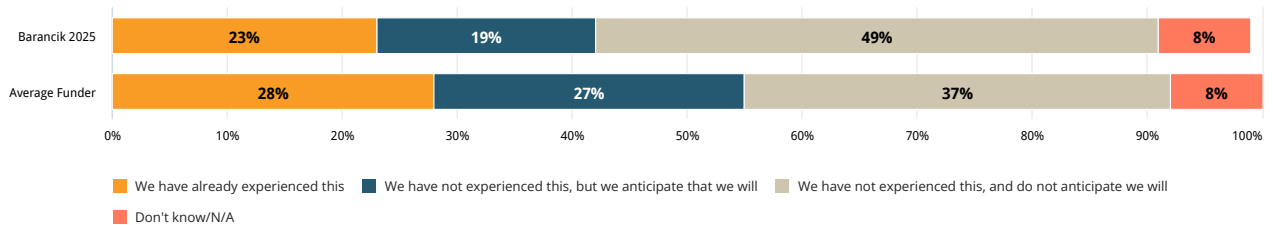
Experienced legal challenges related to the people or issues affected by our work

Past Results: On



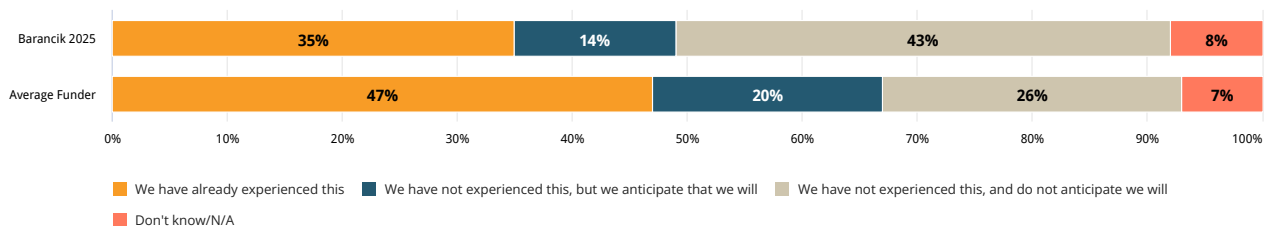
Faced backlash or opposition to our organization's mission

Past Results: On



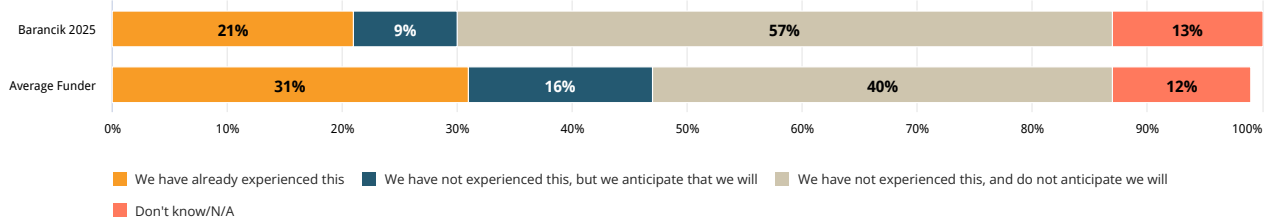
Faced pressure to meaningfully reframe how we publicly describe our work

Past Results: On



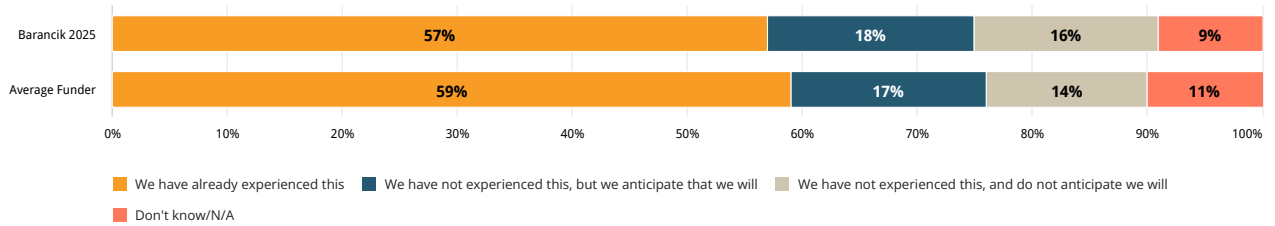
Faced concerns about our staff's or board's well-being and safety

Past Results: On



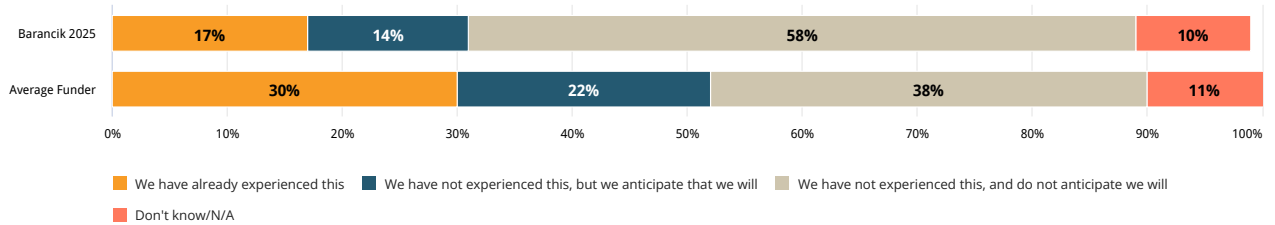
Experienced increased demand for our services

Past Results: On



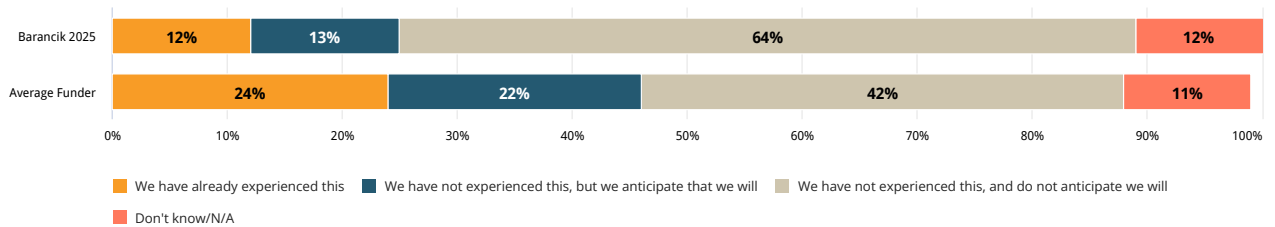
Had to reduce the services we provide

Past Results: On



Had to reduce our staffing

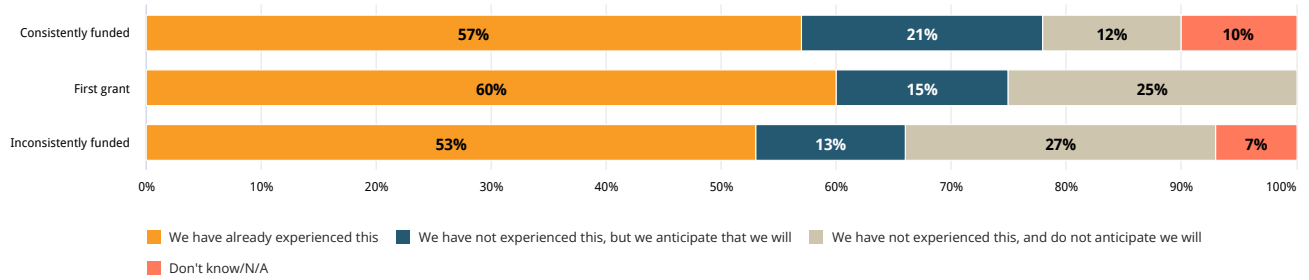
Past Results: On



As a result of changes in the political or policy environment in 2025, has your organization experienced any of the following? - By Subgroup

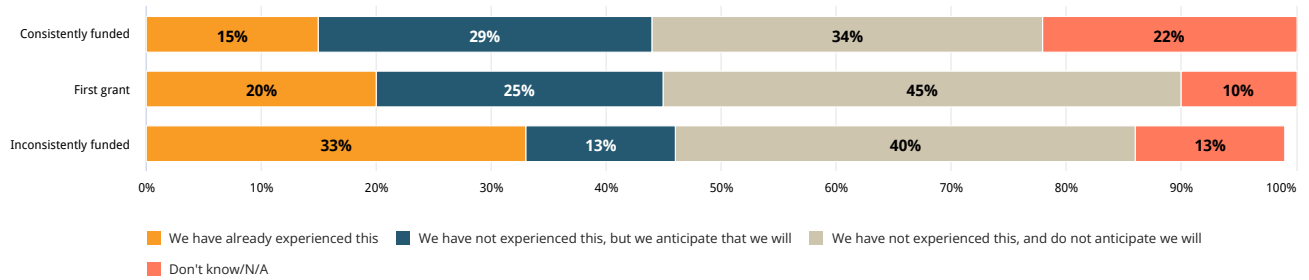
Experienced concerns about the well-being and safety of those that our organization is seeking to help - By Subgroup

Subgroup: Relationship with the Foundation



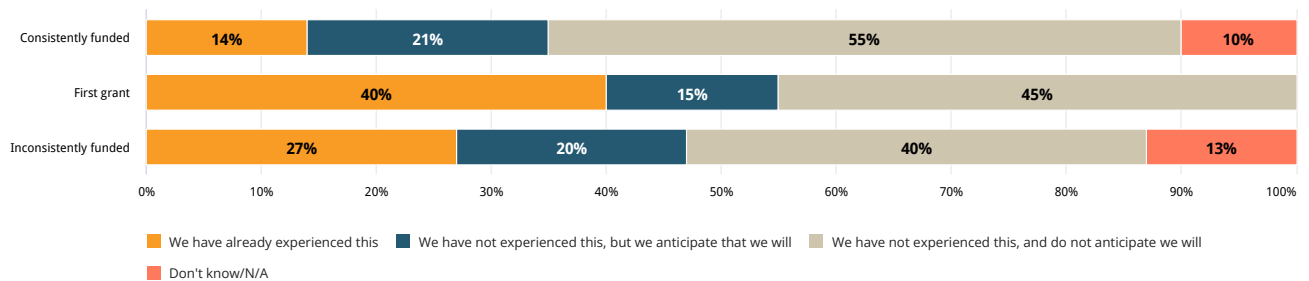
Experienced legal challenges related to the people or issues affected by our work - By Subgroup

Subgroup: Relationship with the Foundation



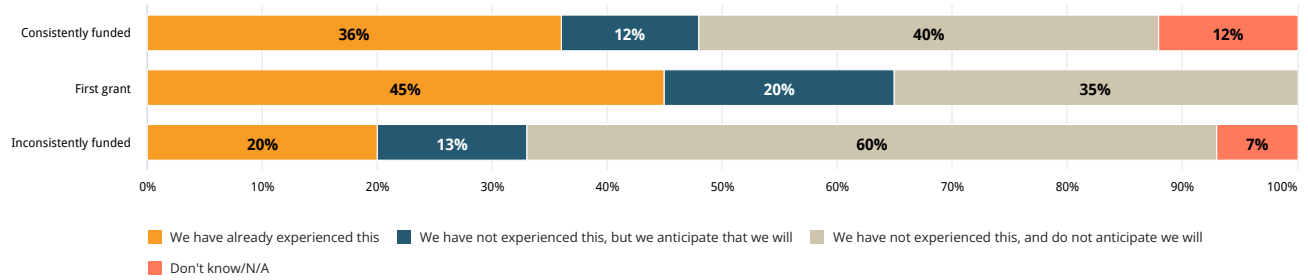
Faced backlash or opposition to our organization's mission - By Subgroup

Subgroup: Relationship with the Foundation



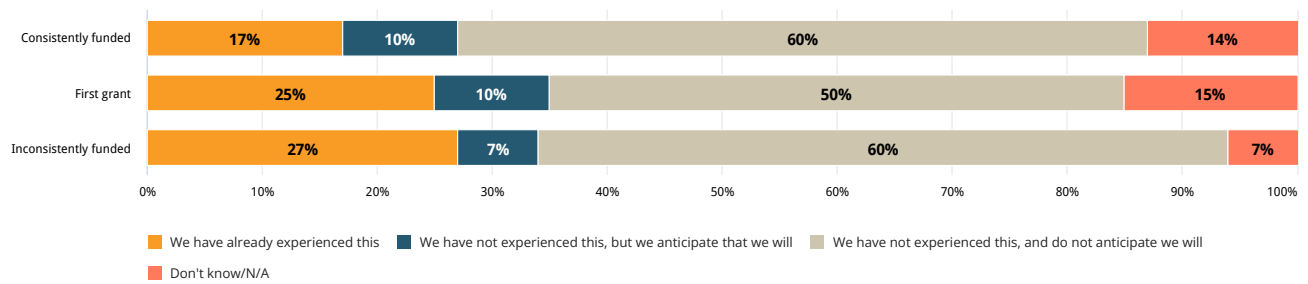
Faced pressure to meaningfully reframe how we publicly describe our work - By Subgroup

Subgroup: Relationship with the Foundation



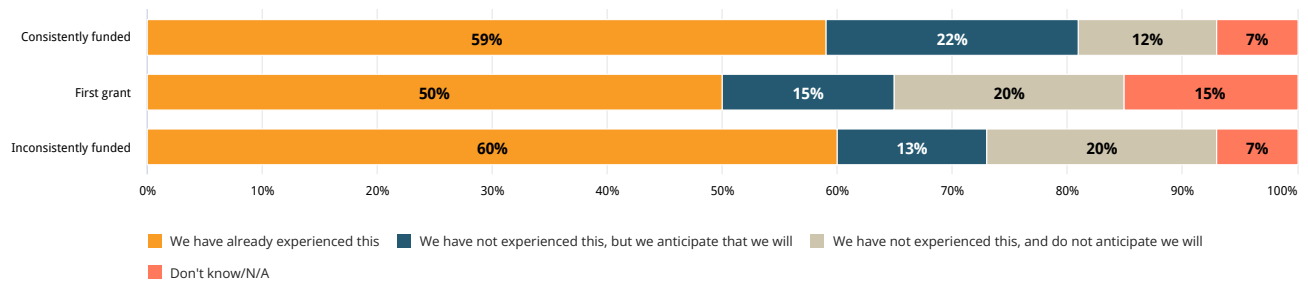
Faced concerns about our staff's or board's well-being and safety - By Subgroup

Subgroup: Relationship with the Foundation



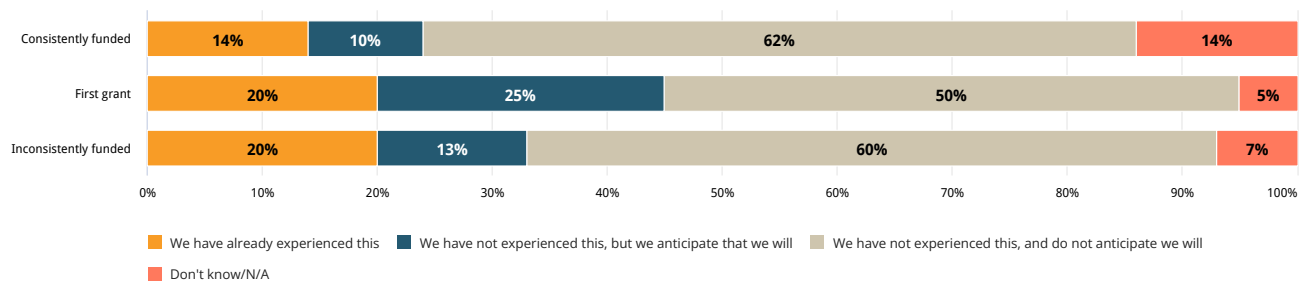
Experienced increased demand for our services - By Subgroup

Subgroup: Relationship with the Foundation



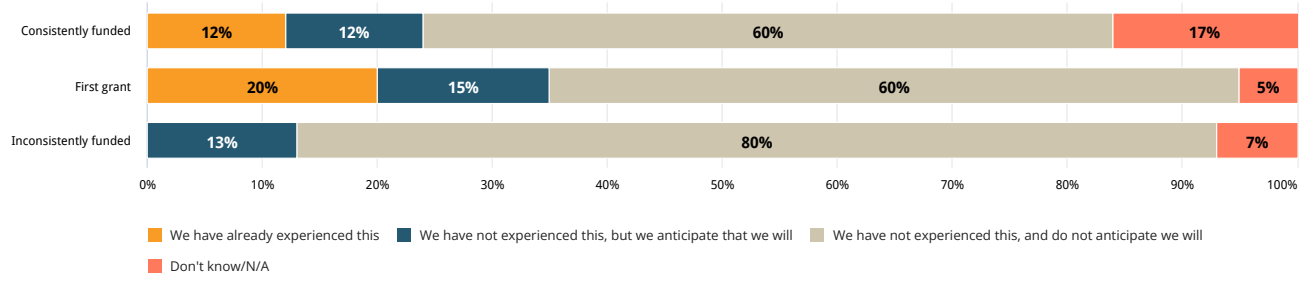
Had to reduce the services we provide - By Subgroup

Subgroup: Relationship with the Foundation



Had to reduce our staffing - By Subgroup

Subgroup: Relationship with the Foundation

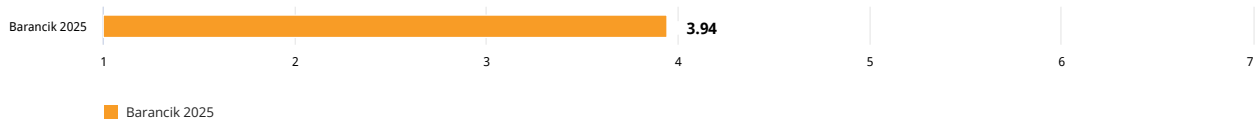


Barancik-Specific Questions

The following question was asked on a 1-7 Likert scale, and the charts below display the data in two formats. The first set of charts display respondents' average rating, which excludes respondents who answered "Don't know/N/A" and "No impact". The second set of charts display the distribution of responses.

What impact has the political or policy environment had on your organization's ability to carry out its work?

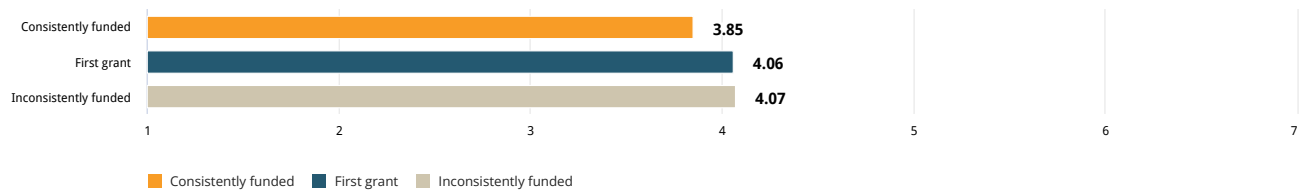
1 = Strongly negative 4 = Similarly positive and negative 7 = Strongly positive



What impact has the political or policy environment had on your organization's ability to carry out its work? - By Subgroup

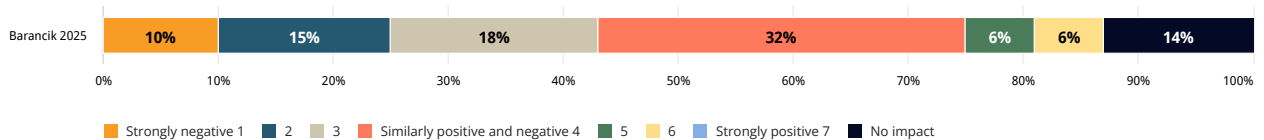
1 = Strongly negative 4 = Similarly positive and negative 7 = Strongly positive

Subgroup: Relationship with the Foundation



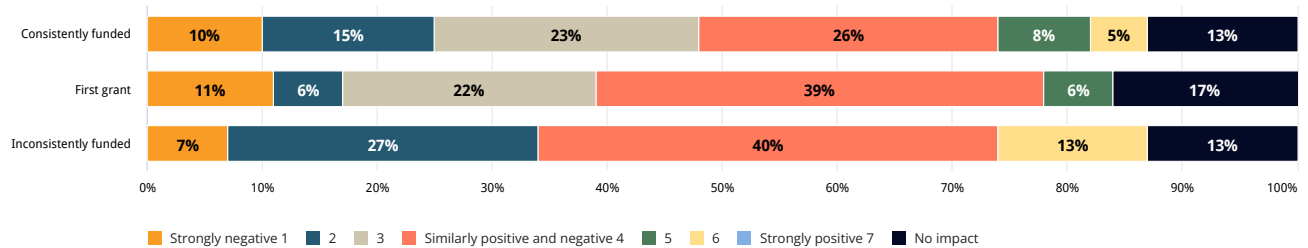
What impact has the political or policy environment had on your organization's ability to carry out its work?

Past Results: On



What impact has the political or policy environment had on your organization's ability to carry out its work? - By Subgroup

Subgroup: Relationship with the Foundation



How much risk does the political or policy environment pose for:

1 = No risk 7 = Significant risk

The people and communities that you serve



Your organization to continue to operate

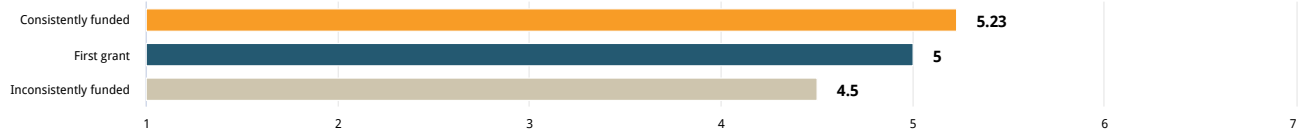


How much risk does the political or policy environment pose for: - By Subgroup

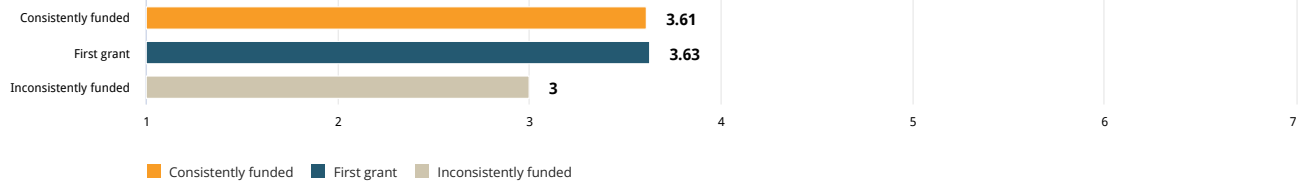
1 = No risk 7 = Significant risk

Subgroup: Relationship with the Foundation

The people and communities that you serve



Your organization to continue to operate



Grantees' Written Comments

In the Foundation's Grantee Perception Report survey, CEP asks five written questions:

1. "Please comment on the quality of the Foundation's processes, interactions, and communications."
2. "Thinking beyond the grant you received, please comment on how the Foundation influences your field, community, or organization."
3. "What specific improvements would you suggest that would make the Foundation a better funder?"
4. "As the Barancik Foundation changes leadership, what specific actions would you like to see the Foundation take to enhance its partnership with you and better support your organization?"
5. "Please share a specific example of how challenges related to the political or policy environment have affected your organization, its staff, or the people and communities you serve."

To download the full set of grantee comments and suggestions, please refer to the Attachments in the "[Report Overview](#)" section of your report.

CEP's Qualitative Analysis

CEP reviews each comment submitted and conducts comprehensive qualitative analysis on grantees' suggestions in the GPR.

The following page outlines the results of CEP's analyses.

Selected Suggestions

Grantees were asked to provide any suggestions for how the Foundation could improve. The 77 grantees that responded to the survey provided a total of 31 distinct suggestions. These suggestions were thematically categorized by CEP and grouped into the topics below.

Grantmaking Characteristics (23% N=7)

- Greater Flexibility of Funding (N = 4)
 - "More large-scale project-focused funding."
 - "Possible seed money to assist organizations with creating endowments that can be targeted at issues that are not "sexy" but necessary. Such as, agency maintenance and repair."
 - "Expand multi-year and flexible funding opportunities to help organizations plan confidently, retain talented staff, and adapt quickly to emerging needs."
 - "One way the Foundation could make an even greater impact is through increased flexibility in funding. While restricted grants are important, having more unrestricted support allows organizations, like ours, to focus on the core work that drives meaningful, proven results. It gives us the freedom to respond to community needs as they arise, rather than feeling constrained by narrowly defined categories."
- Increased Multi-year Support (N = 3)
 - "Consider more options for multi-year funding opportunities for better planning and strategic work."
 - "One improvement that would strengthen the Foundation's already impactful approach is the consideration of multi-year funding opportunities. This would allow organizations like ours to plan more strategically, ensure program sustainability, and focus energy on deepening impact rather than returning so quickly to fundraising cycles."
 - "If they foundation was open to it, the only thing I can think of is that longer term funding would of course help organizations feel more stable and sustainable to have even greater impact."

The Foundation's Strategy (23% N=7)

- Possibility of Future Funding (N = 3)
 - "We would value the continuation of open dialogue of financial and capacity needs with the guidance for strategic planning and the flexibility to pivot if needed."
 - "We would have appreciated more insight as to whether the potential for ongoing funding had been expressed."
 - "Greater transparency would be extremely helpful, particularly around where a grantee stands in the Foundation's ongoing priorities and what future support might look like. Because opportunities are by invitation only, it is often unclear how relationships are evaluated or whether organizations should expect to be considered again. Clearer communication about expectations, combined with more consistent engagement from staff, would help grantees better align their efforts with the Foundation's goals."
- Uncertainty and Communications Regarding Transition (N = 2)
 - "Our only concern is regarding all of the forthcoming staff and leadership changes. We feel Teri and John have set values and priorities that recognize deep understanding of the ways so many fields can influence our community. A foundation with this level of resources needs to keep an open and thoughtful mind, and not fall into 'tropes' and 'trends' of non-profit funding."
 - "The only thing on our minds right now is the leadership transition. Change can naturally bring questions and a little uncertainty, so continued clear and proactive communication around priorities and process during this time would be really helpful. That kind of openness would help everyone feel steady and keep the great partnership we've built moving forward."
- Regions Served (N = 1)
 - "Open to more funding opportunities in Manatee County. The area blends together when you consider Lakewood Ranch and the impact of that area."
- Using the Foundation's Voice (N = 1)
 - "The Foundation also has a unique opportunity to be a powerful advocate for people in our community who are most affected by political agendas. Individual nonprofits often face real risk when taking a stand, but the Foundation has the credibility and visibility to speak up and lead with courage. By championing these issues, especially around equity, diversity, and inclusion, the Foundation can protect and amplify the voices of those who are too often marginalized, setting an example for the field and creating meaningful change."

Interactions with the Foundation (19% N=6)

- Frequency of Contact and Variety of Touchpoints (N = 6)
 - "Perhaps more site visits to learn about the team that is working at the non-profit."
 - "Perhaps more frequent check-ins from the Barancik F. lead/contact assigned to our grant."
 - "It may be beneficial for the Board of the Foundation to have a session with organizations who are requesting funding to ask questions directly."
 - "One way to further strengthen partnerships would be to create more opportunities for informal feedback or dialogue outside of formal reporting. This could encourage more open communication and help deepen mutual understanding over time."
 - "Regular check-ins or site visits, even brief ones, could also strengthen relationships and ensure that both the innovative and ongoing service needs of the community are recognized and supported."
 - "Incorporating the short check-ins and progress touchpoints along the way--especially midway through the drafting phase--was welcomed and further ensured that we remained on the right track and felt even more confident as we moved through the process."

Beyond the Grant Assistance (16% N=5)

- Amplifying Grantees' Impact (N = 2)
 - "It would be wonderful to learn how our grant results and impact are helping to shape the Foundation's broader strategic road mapping in supporting the communities they serve."
 - "Increase visibility for grantee partners through storytelling, joint media efforts, or networking introductions, amplifying the collective impact of the Foundation's investments."
- Convening Grantees (N = 2)
 - "More opportunities for peer learning among grantees - Creating spaces where organizations can share strategies, challenges, and innovations would help build capacity across our field and encourage collaboration."
 - "I would love to see the Foundation facilitate networking opportunities to connect with more senior EDs who can help with mentoring and professional development. Specifically, with EDs that have experience with serving underserved and/or Latino communities."
- Capacity-Building Assistance (N = 1)
 - "An area that could further enhance their impact would be offering capacity-building opportunities, such as workshops on leadership, fundraising, or evaluation, to help grantees grow alongside the Foundation's investments. While some of these resources exist in the community, they are limited, and the wisdom within the Foundation's staff would make such offerings especially valuable and well-received."

Grant Processes (16% N=5)

- Guidelines and Resources (N = 4)
 - "Provide organizations with a questionnaire if they would like to submit a grant proposal."
 - "As we enter into another grant cycle and have a need for funds, it would be beneficial to be made aware of the grant application date deadlines, review calendar, and specific communications regarding invitations to apply."
 - "A more comprehensive walk-through of what they believe their Board is looking for or more specifics on the evaluation and reporting processes. They did address each of these, therefore, the tweak would only to be more detailed in their explanations."
 - "Access to a brief written overview or checklist at the beginning of the process could provide a helpful roadmap of key milestones and expectations. Similarly, offering sample narratives or examples of how successful applicants have framed their needs could give agencies a clearer sense of how best to communicate their impact."
- Streamlining Processes (N = 1)
 - "Shortening the application process is always helpful since no funders want to pay for fundraising time. It's pretty tight already, but if there were any ways to shorten it that would always be helpful so that organizations can focus maximally on the work they are doing."

Foundation Communications (3% N=1)

- Consistency of Communications (N = 1)
 - "A bit more consistency in communications overall."

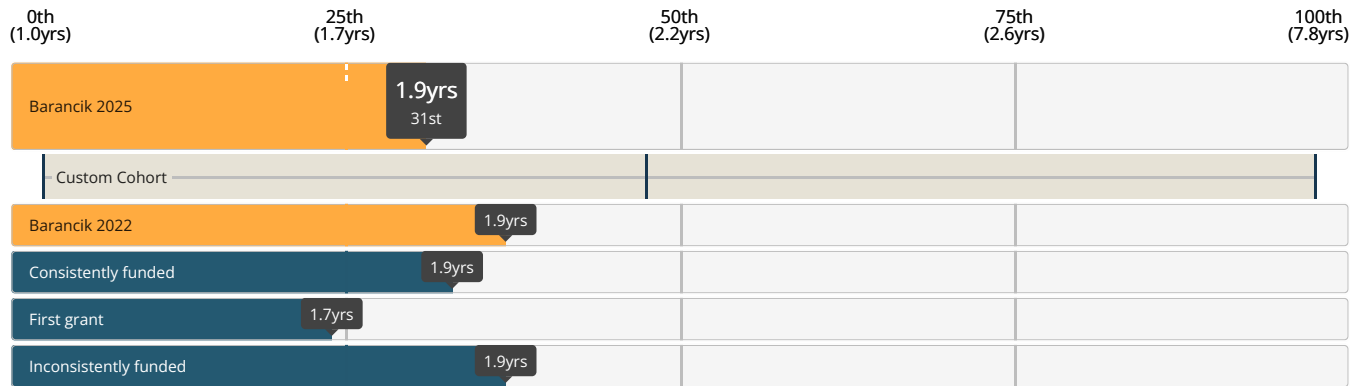
Contextual Data

Please note that all information below is based on self-reported data from grantees.

Grantmaking Characteristics

Average Grant Length

Cohort: Custom Cohort Subgroup: Relationship with the Foundation Past Results: On



Cohort: Custom Cohort Past Results: On

Length of Grant Awarded	Barancik 2025	Barancik 2022	Median Funder	Custom Cohort
Average grant length	1.9 years	1.9 years	2.2 years	2.1 years

Cohort: Custom Cohort Past Results: On

Length of Grant Awarded	Barancik 2025	Barancik 2022	Average Funder	Custom Cohort
0 - 1.99 years	37%	52%	46%	52%
2 - 2.99 years	44%	17%	24%	27%
3 - 3.99 years	18%	23%	19%	12%
4 - 4.99 years	0%	3%	3%	2%
5 - 50 years	1%	5%	7%	7%

Cohort: Custom Cohort Past Results: On

Proportion of Unrestricted Funding	Barancik 2025	Barancik 2022	Average Funder	Custom Cohort
No, this funding was not restricted to a specific use (e.g., general operating, core support)	12%	14%	32%	37%
Yes, this funding was restricted to a specific use (e.g., supported a specific program, project, capital need, etc.)	88%	86%	68%	63%

Grantmaking Characteristics - By Subgroup

Subgroup: Relationship with the Foundation

Length of Grant Awarded (By Subgroup)	Consistently funded	First grant	Inconsistently funded
Average grant length	1.9 years	1.7 years	1.9 years

Subgroup: Relationship with the Foundation

Length of Grant Awarded (By Subgroup)	Consistently funded	First grant	Inconsistently funded
0 - 1.99 years	38%	37%	31%
2 - 2.99 years	38%	53%	46%
3 - 3.99 years	21%	11%	23%
4 - 4.99 years	0%	0%	0%
5 - 50 years	3%	0%	0%

Subgroup: Relationship with the Foundation

Proportion of Unrestricted Funding (By Subgroup)	Consistently funded	First grant	Inconsistently funded
No, this funding was not restricted to a specific use (e.g., general operating, core support)	5%	25%	13%
Yes, this funding was restricted to a specific use (e.g., supported a specific program, project, capital need, etc.)	95%	75%	87%

Grant Size

Cohort: Custom Cohort Past Results: On

Grant Amount Awarded	Barancik 2025	Barancik 2022	Median Funder	Custom Cohort
Median grant size	\$300K	\$230K	\$125K	\$100K

Cohort: Custom Cohort Past Results: On

Grant Amount Awarded	Barancik 2025	Barancik 2022	Average Funder	Custom Cohort
Less than \$10K	0%	0%	7%	5%
\$10K - \$24K	0%	0%	10%	11%
\$25K - \$49K	1%	3%	12%	14%
\$50K - \$99K	4%	8%	15%	17%
\$100K - \$149K	11%	21%	10%	10%
\$150K - \$299K	29%	31%	17%	20%
\$300K - \$499K	24%	16%	10%	8%
\$500K - \$999K	22%	14%	9%	7%
\$1MM and above	9%	8%	11%	8%

Grant Size - By Subgroup

Subgroup: Relationship with the Foundation

Grant Amount Awarded (By Subgroup)	Consistently funded	First grant	Inconsistently funded
Median grant size	\$550K	\$177.5K	\$250K

Subgroup: Relationship with the Foundation

Grant Amount Awarded (By Subgroup)	Consistently funded	First grant	Inconsistently funded
Less than \$10K	0%	0%	0%
\$10K - \$24K	0%	0%	0%
\$25K - \$49K	0%	0%	7%
\$50K - \$99K	2%	5%	7%
\$100K - \$149K	2%	20%	21%
\$150K - \$299K	14%	65%	21%
\$300K - \$499K	26%	10%	36%
\$500K - \$999K	38%	0%	7%
\$1MM and above	17%	0%	0%

Grantee Characteristics

Please note that all information below is based on self-reported data from grantees.

Cohort: Custom Cohort Past Results: On

Operating Budget of Grantee Organization	Barancik 2025	Barancik 2022	Median Funder	Custom Cohort
Median Budget	\$1.3M	\$1.4M	\$1.7M	\$1.3M

Cohort: Custom Cohort Past Results: On

Operating Budget of Grantee Organization	Barancik 2025	Barancik 2022	Average Funder	Custom Cohort
<\$100K	3%	4%	8%	7%
\$100K - \$499K	28%	21%	18%	20%
\$500K - \$999K	11%	11%	13%	17%
\$1MM - \$4.9MM	31%	36%	31%	31%
\$5MM - \$24MM	19%	21%	19%	17%
>=\$25MM	8%	8%	12%	9%

Grantee Characteristics - By Subgroup

Subgroup: Relationship with the Foundation

Operating Budget of Grantee Organization (By Subgroup)	Consistently funded	First grant	Inconsistently funded
Median Budget	\$2M	\$0.4M	\$1.3M

Subgroup: Relationship with the Foundation

Operating Budget of Grantee Organization (By Subgroup)	Consistently funded	First grant	Inconsistently funded
<\$100K	0%	10%	0%
\$100K - \$499K	11%	55%	36%
\$500K - \$999K	11%	15%	7%
\$1MM - \$4.9MM	42%	5%	36%
\$5MM - \$24MM	26%	10%	14%
>=\$25MM	11%	5%	7%

Funding Relationship

Cohort: Custom Cohort Past Results: On

Funding Status	Barancik 2025	Barancik 2022	Median Funder	Custom Cohort
Percent of grantees currently receiving funding from the Foundation	67%	84%	82%	72%

Cohort: Custom Cohort Past Results: On

Pattern of Grantees' Funding Relationship with the Foundation	Barancik 2025	Barancik 2022	Average Funder	Custom Cohort
First grant received from the Foundation	26%	40%	30%	26%
Consistent funding in the past	55%	44%	53%	56%
Inconsistent funding in the past	19%	17%	17%	18%

Funding Relationship - by Subgroup

Subgroup: Relationship with the Foundation

Funding Status (By Subgroup)	Consistently funded	First grant	Inconsistently funded
Percent of grantees currently receiving funding from the Foundation	80%	55%	43%

Subgroup: Relationship with the Foundation

Pattern of Grantees' Funding Relationship with the Foundation (By Subgroup)	Consistently funded	First grant	Inconsistently funded
First grant received from the Foundation	0%	100%	0%
Consistent funding in the past	100%	0%	0%
Inconsistent funding in the past	0%	0%	100%

Funder Characteristics

Please note that all information below is based on self-reported data from Charles & Margery Barancik Foundation.

Cohort: Custom Cohort Past Results: On

Financial Information	Barancik 2025	Barancik 2022	Median Funder	Custom Cohort
Total assets	\$780M	\$641.6M	\$349M	\$484.1M
Total giving	\$25M	\$11.6M	\$22M	\$20M

Cohort: Custom Cohort Past Results: On

Funder Staffing	Barancik 2025	Barancik 2022	Median Funder	Custom Cohort
Total staff (FTEs)	8	7	19	16
Percent of staff who are program staff	38%	43%	45%	44%

Cohort: Custom Cohort Past Results: On

Grantmaking Processes	Barancik 2025	Barancik 2022	Median Funder	Custom Cohort
Proportion of grants that are invitation-only	100%	100%	64%	29%
Proportion of grantmaking dollars that are invitation-only	100%	100%	78%	30%

Methodology, Analysis, and Respondent Demographics

Survey	Survey Fielded	Survey Population	Number of Responses Received	Survey Response Rate
Barancik 2025	September and October 2025	97	77	79%
Barancik 2022	May and June 2022	88	79	90%

Survey Year	Year of Active Grants
Barancik 2025	2023
Barancik 2022	2021

Standard Comparative Cohorts

CEP included 18 standard cohorts to allow for comparisons to a variety of different types of funders.

Strategy Cohorts

Cohort Name	Count	Description
Small Grant Providers	31	Funders with median grant size of \$20K or less
Large Grant Providers	85	Funders with median grant size of \$300K or more
High Touch Funders	33	Funders for which a majority of grantees report having contact with their primary contact monthly or more often
Proactive Grantmakers	131	Funders that make at least 90% of grants by invitation only
Responsive Grantmakers	115	Funders that make at most 10% of grants by invitation only
Intermediary Funders	27	Funders that primarily regrant philanthropic dollars
International Funders	59	Funders that fund outside of their own country

Annual Giving Cohorts

Cohort Name	Count	Description
Funders Giving Less Than \$5 Million	52	Funders with annual giving of less than \$5 million
Funders Giving \$50 Million or More	101	Funders with annual giving of \$50 million or more

Foundation Type Cohorts

Cohort Name	Count	Description
Private Foundations	189	All private foundations in the GPR dataset
Family Foundations	95	All family foundations in the GPR dataset
Community Foundations	40	All community foundations in the GPR dataset
Health Conversion Foundations	29	All health conversion foundations in the GPR dataset
Corporate Foundations	31	All corporate foundations in the GPR dataset

Other Cohorts

Cohort Name	Count	Description
Funders Outside the United States	51	Funders that are primarily based outside the United States
Recently Established Foundations	87	Funders that were established in 2000 or later
Recently Surveyed Funders	260	Funders who surveyed grantees in 2020 or later
European Funders	30	Funders that are headquartered in Europe

Subgroup Methodology and Differences

The following page outlines the methodology used to determine the subgroups that are displayed in the report, along with any differences in grantee perceptions. Differences should be interpreted in the context of the Foundation's goals and strategy.

CEP conducts statistical analysis on groups of 10 or larger. Ratings described as "significantly" higher or lower reflect statistically significant differences at a P-value less than or equal to 0.1. Ratings described as "trending" higher or lower reflect a 0.3-point difference larger or smaller than the overall average rating.

Subgroup Methodology

Relationship with the Foundation: Using data grantees provided in the survey, CEP tagged grantees based on their relationship with the Foundation.

Organization Budget: Using data grantees provided in the survey, CEP tagged grantees based on their organization budget.

Respondent Gender Identity: Using data grantees provided in the survey, CEP tagged grantees based on their gender identity. Those segmented as "Identifies as a Man" selected "Man" only, and those segmented as "Identifies as a Woman" selected "Woman" only.

Respondent Person of Color Identity: Using data grantees provided in the survey, CEP tagged grantees based on their person of color identity.

Subgroup Differences

Relationship with the Foundation: There are no consistent, significant differences by Relationship with the Foundation. However, some trends emerge. Grantees who report being inconsistently funded by the Foundation *trend lower* on many measures across the report including organizational impact and understanding, beyond the grant assistance, relationships, and communications when compared to the Foundation's overall average.

Organization Budget: There are no consistent, significant differences by Organization Budget.

Respondent Gender Identity: There are no consistent, significant differences by Respondent Gender Identity.

Respondent Person of Color Identity: There are no consistent, significant differences by Respondent Person of Color Identity.

For more information on respondents' demographic characteristics, please see the [Respondent Demographics](#) section.

Respondent Demographics

Respondents in the United States are asked questions related to their gender identity, transgender identity, racial/ethnic identity, identity as a person of color, disability identity, and identity as a member of the LGBTQ+ community.

Survey language and response options for questions about race and ethnicity are guided by best practices shared by [National Institutes of Health](#), [Pew Research Center](#), [Psi Chi Journal of Psychological Research](#), and the [US Census Bureau](#).

Survey language and response options for questions about gender and LGBTQ+ identity are guided by best practices shared by [Funders For LGBTQ Issues](#), [HRC Foundation's Welcoming Schools](#), and the [Williams Institute of the University of California – Los Angeles School of Law](#).

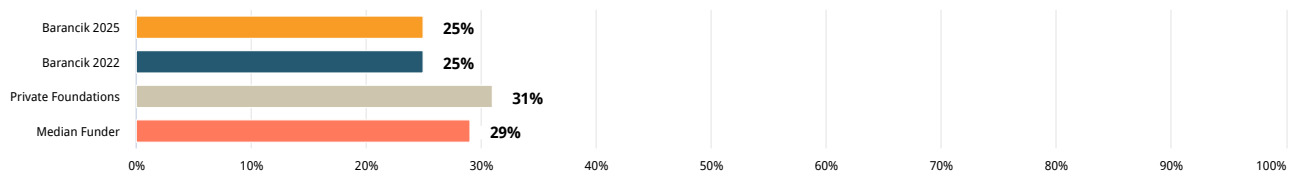
Survey respondents are asked to share their gender identities in a check-all-that-apply question. Each chart has the option of showing the average ratings of respondents who selected only "man," only "woman," multiple gender identities, "gender non-conforming or non-binary," "prefer to self-identify," and "prefer not to say" - as long as that response option had at least 10 respondents.

All demographic survey questions are optional.

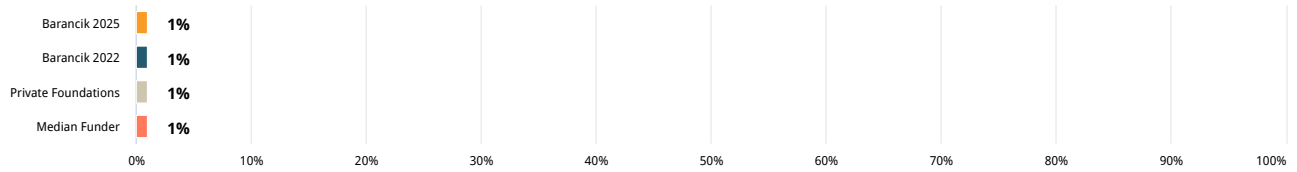
Please select the option that represents how you describe yourself:

Cohort: Private Foundations Past Results: On

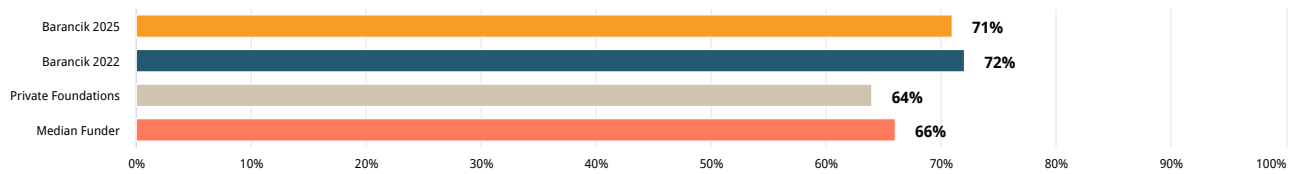
Man



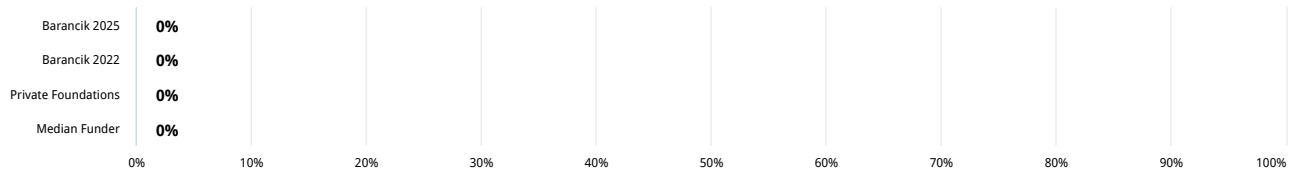
Non-binary or gender non-conforming



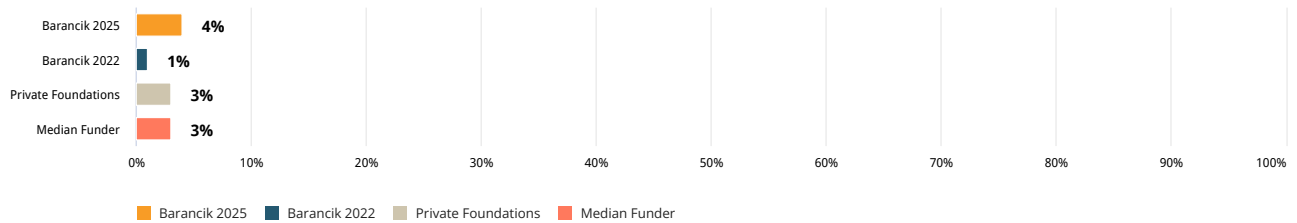
Woman



Prefer to self-identify



Prefer not to say



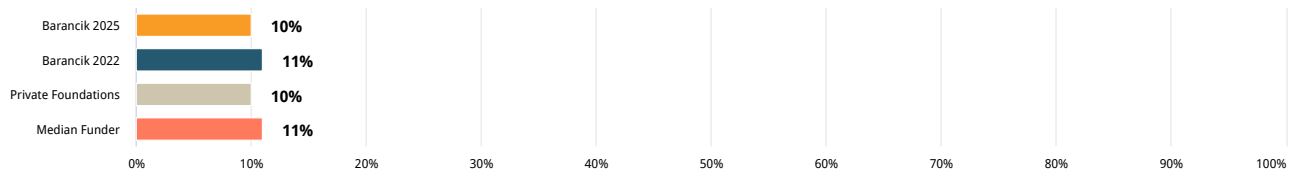
Past Results: On

Are you transgender?	Barancik 2025	Barancik 2022	Average Funder
Yes	0%	1%	1%
No	96%	97%	96%
Prefer not to say	4%	1%	4%

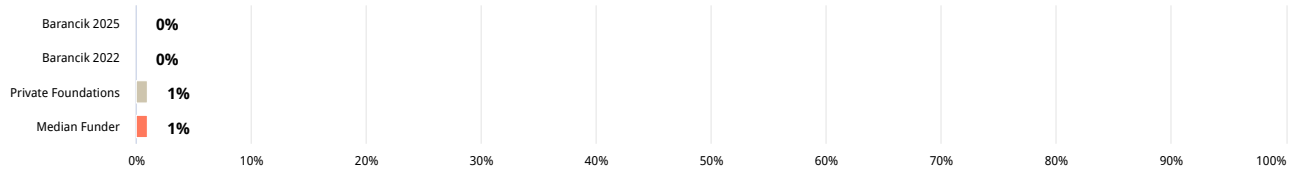
How would you describe your race and/or ethnicity?

Cohort: Private Foundations Past Results: On

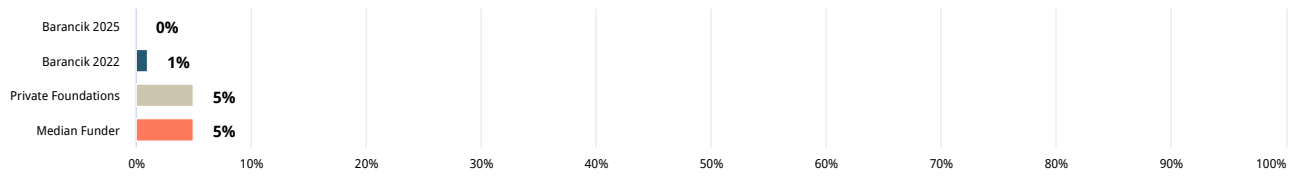
African American or Black



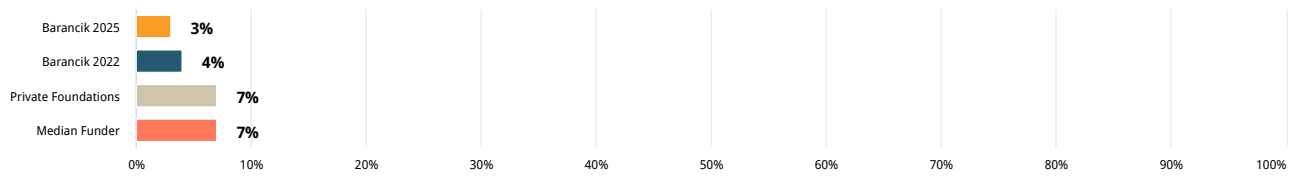
American Indian, Alaska Native, or Indigenous



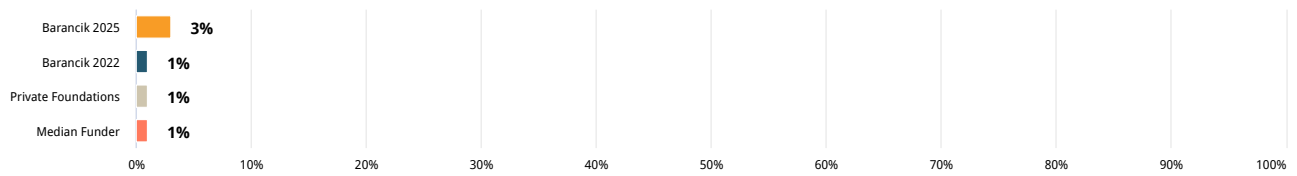
Asian or Asian American



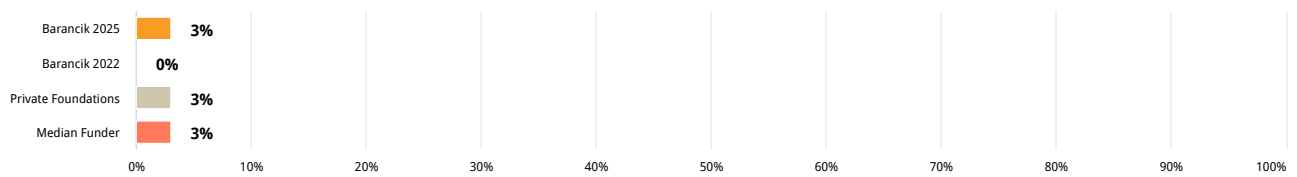
Latina, Latino, Latinx or Hispanic



Middle Eastern or North African



Multiracial and/or Multi-ethnic

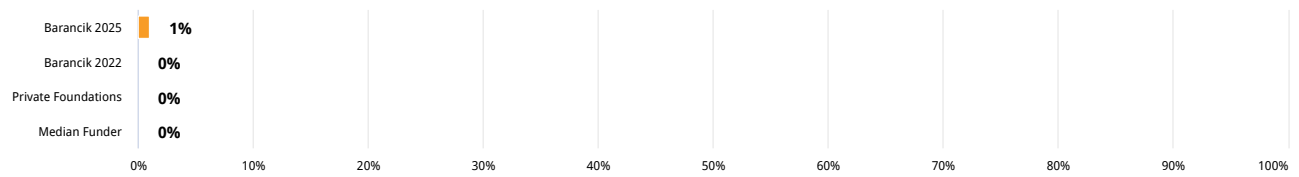


Barancik 2025 Barancik 2022 Private Foundations Median Funder

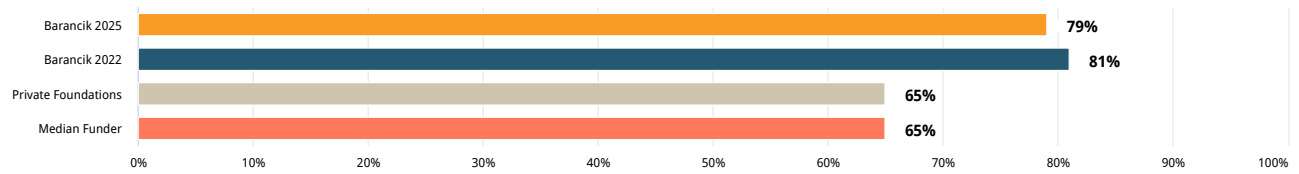
How would you describe your race and/or ethnicity?

Cohort: Private Foundations Past Results: On

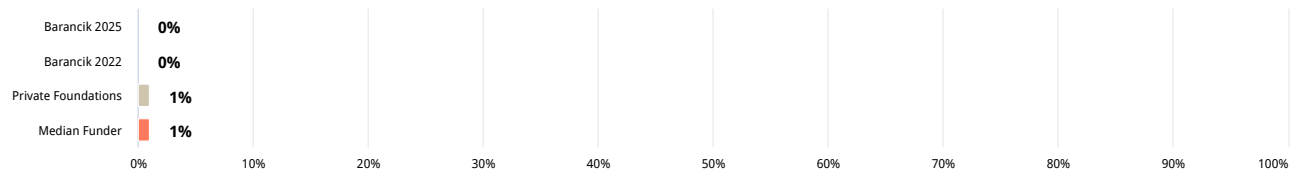
Pacific Islander or Native Hawaiian



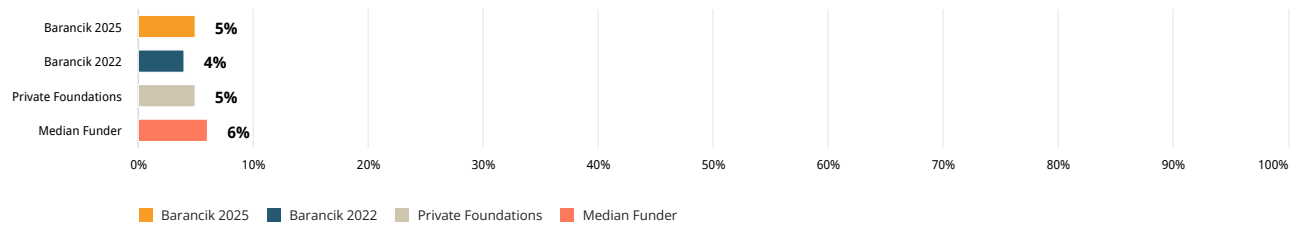
White



Race and/or ethnicity not included above



Prefer not to say



Past Results: On

Do you identify as a person of color?	Barancik 2025	Barancik 2022	Average Funder
Yes	14%	14%	30%
No	81%	82%	65%
Prefer not to say	5%	4%	6%

Past Results: On

Do you have a disability?	Barancik 2025	Barancik 2022	Average Funder
Yes	5%	5%	8%
No	91%	91%	87%
Prefer not to say	4%	4%	5%

Past Results: On

Do you identify as a member of the LGBTQ+ (Lesbian, Gay, Bisexual, Transgender, and Queer) community?	Barancik 2025	Barancik 2022	Average Funder
Yes	6%	6%	12%
No	88%	89%	82%
Prefer not to say	5%	5%	5%

Respondent Job Title

Cohort: Custom Cohort Past Results: On

Job Title of Respondents	Barancik 2025	Barancik 2022	Average Funder	Custom Cohort
Executive Director/CEO	75%	73%	48%	60%
Other Senior Team (i.e., reporting to Executive Director/CEO)	9%	14%	20%	16%
Project Director	0%	4%	10%	6%
Development Staff	8%	5%	15%	13%
Volunteer	0%	0%	1%	1%
Other	8%	4%	5%	4%

Additional Survey Information

Grantees may decide not to answer any question in the grantee survey. On many questions in the survey, grantees are allowed to select “don’t know” or “not applicable” if they are not able to provide an alternative answer. In addition, some questions in the survey are only displayed to a select group of grantees for which that question is relevant based on a previous response.

As a result, there are some measures where only a subset of responses is included in the reported results. The table below shows the number of responses included in each of the survey measures. The total number of respondents to Barancik’s grantee survey was 77.

Question Text	Number of Responses
Overall, how would you rate the Foundation's impact on your organization?	77
Overall, how would you rate the Foundation's impact on your local community?	77
Overall, how would you rate the Foundation's impact on your field?	73
To what extent has the Foundation advanced the state of knowledge in your field?	65
To what extent has the Foundation affected public policy in your field?	52
How well does the Foundation understand your organization's strategy and goals?	75
How aware is the Foundation of the challenges that your organization is facing?	77
How well does the Foundation understand the social, cultural, or socioeconomic factors that affect your work?	74
How well does the Foundation understand the field in which you work?	74
Please indicate any types of assistance beyond the grant that were a component of what you received from the Foundation.	76
Please rate the extent to which you agree with the following statements about the assistance beyond the grant you received from the Foundation:	
The assistance beyond the grant I received met an important need for my organization and/or program	65
The Foundation's assistance beyond the grant was a worthwhile use of the time required of us	65
I felt the Foundation would be open to feedback about the assistance beyond the grant it provided	65
How well does the Foundation understand the needs of the people and communities that you serve?	75
Are the efforts funded by this grant primarily meant to benefit historically disadvantaged groups?	77
Specifically, are any of the following the primary intended people and/or communities served by the efforts funded by this grant?	59
To what extent do you agree or disagree that the Foundation has clearly communicated what diversity, equity, and inclusion means for its work?	72
To what extent do you agree or disagree that the Foundation demonstrates an explicit commitment to diversity, equity, and inclusion in its work?	71
How comfortable do you feel approaching the Foundation if a problem arises?	76
Overall, how responsive was the Foundation staff?	77
To what extent did the Foundation exhibit trust in your organization's staff during this grant?	77
To what extent did the Foundation exhibit candor about the Foundation's perspectives on your work during this grant?	77
To what extent did the Foundation exhibit compassion for those affected by your work during this grant?	77
To what extent is the Foundation open to ideas from grantees about its strategy?	77
How often do/did you have contact with your program officer during this grant?	77
Has your main contact at the Foundation changed in the past six months?	76
At any point during this grant, including the application process, did Foundation staff conduct a site visit?	77
How clearly has the Foundation communicated its goals and strategy to you?	76
How consistent was the information provided by different communication resources, both personal and written, that you used to learn about the Foundation?	74
Overall, how transparent is the Foundation with your organization?	75
How well do you understand the way in which the work funded by this grant fits into the Foundation's broader efforts?	75
Did you submit a proposal to the Foundation for this grant?	77
Did you have contact with a Foundation staff member via phone, email, or in-person/video before you applied?	74
To what extent was the Foundation's application process a helpful opportunity to strengthen the efforts funded by the grant?	74
To what extent was the Foundation's application process an appropriate level of effort given the amount of funding received?	76
As you developed your grant proposal, how much pressure did you feel to modify your organization's priorities in order to create a grant proposal that was likely to receive funding?	75
To what extent was the Foundation clear and transparent about the application process requirements and timelines?	75
To what extent was the Foundation clear and transparent about the criteria the Foundation uses to decide whether a proposal would be funded or declined?	72
At any point during the proposal or the grant period, did the Foundation and your organization exchange ideas regarding how your organization would assess the results of the work funded by this grant?	68
Have you participated in a reporting or evaluation process?	75

Question Text	Number of Responses
To what extent was the Foundation's reporting process straightforward?	64
To what extent was the Foundation's reporting process adaptable, if necessary, to fit your circumstances?	59
To what extent was the Foundation's reporting process relevant, with questions and measures pertinent to the work funded by this grant?	65
To what extent was the Foundation's reporting process a helpful opportunity for you to reflect and learn?	66
To what extent did the evaluation incorporate your input in the design of the evaluation?	30
To what extent did the evaluation result in you making changes to the work that was evaluated?	32
Total funding committed for this grant	76
Total number of years of approved funding for this grant	71
Was the funding you received restricted to a specific use?	77
What is the approximate annual operating budget of your organization?	72
Are you currently receiving funding from the Foundation?	75
Which of the following best describes the pattern of your organization's funding relationship with the Foundation?	77
Does your organization usually receive any of the following types of U.S. government funding?	77
Approximately what proportion of your organization's revenue was derived from federal funding in your most recently completed fiscal year?	19
Approximately what proportion of your organization's revenue was derived from state or local funding in your most recently completed fiscal year?	40
As a result of changes in the political or policy environment in 2025, has your organization experienced any of the following?	
Reduced funding from U.S. federal government	77
Reduced funding from U.S. state or local government	77
Reduced funding from our private funders or donors	77
Approximately what proportion of your annual operating budget has your organization lost in 2025 as a result of U.S. federal funding cuts - through cancelled contracts, reduced awards, or other funding reductions?	16
As a result of changes in the political or policy environment in 2025, has your organization experienced any of the following?	
Experienced concerns about the well-being and safety of those that our organization is seeking to help	77
Experienced legal challenges related to the people or issues affected by our work	76
Faced backlash or opposition to our organization's mission	77
Faced pressure to meaningfully reframe how we publicly describe our work	77
Faced concerns about our staff's or board's well-being and safety	77
Experienced increased demand for our services	76
Had to reduce the services we provide	77
Had to reduce our staffing	77
What impact has the political or policy environment had on your organization's ability to carry out its work?	72
How much risk does the political or policy environment pose for:	
Your organization to continue to operate	71
The people and communities that you serve	71
Custom Questions	
In addition to funding, what types of support or roles would you find most valuable for the Foundation to play in the future?	77
Where applicable, please indicate the helpfulness of each of the following forms of capacity building assistance from the Foundation that have been used by your organization:	
Communications Assistance	29
Financial Assessments	13
Program Outcomes and Evaluation	19
Nonprofit Best Practices	15
Please rate the extent to which you agree or disagree that the Foundation's work reflects the following statements:	
The Foundation actively listens to nonprofit partners and the people they serve	76
The Foundation believes that strong nonprofits lead to better outcomes	76
The Foundation works hand-in-hand with partners to identify and advance the best solutions to drive positive change	74
The Foundation creates a ripple effect of meaningful difference through compassion, trust, and strategic investments	73
Please rate the extent to which you agree or disagree with the following statements:	
The Foundation clearly communicated who my Grant Lead is and how to contact them with questions both during the grant application process and throughout the grant period.	76

Question Text	Number of Responses
Conversations with my Grant Lead prior to submitting the proposal were helpful.	75
The quality of my organization's work or program has improved as a result of support and guidance from my Grant Lead.	74
I feel confident reaching out to my Grant Lead--and other Barancik staff as needed--for support with different aspects of my organization's work or program.	74
Thinking about the grant application process, how would you rate the level of communication and support you received from Barancik staff (excluding your Grant Lead)?	77

About CEP and Contact Information

The Center for Effective Philanthropy's mission is to provide data, feedback, programs, and insights to help individual and institutional donors improve their effectiveness. We do this work because we believe effective donors, working collaboratively and thoughtfully, can profoundly contribute to creating a better and more just world.

CEP pursues this mission through several core activities:

Assessment and Advisory Services: Our [assessments](#) provide actionable insights on funders' work with and influence on key stakeholders through comparative benchmarking. Our assessments include the Grantee and Declined Applicant Perception Reports (GPR/APR), Donor Perception Report (DPR) for community foundations, and Staff Perception Report (SPR) for foundation staff. Our customized [advisory projects](#) offer data-driven services to help funders answer pressing questions about their work.

CEP Learning Institute: The [CEP Learning Institute](#) draws on CEP's rigorous research and decades of experience advising foundations to offer learning cohorts, trainings, and custom workshops - on topics including trust-based practices, building strong relationships, and more - for individuals and groups looking to improve philanthropic practice.

Programming and External Relations: CEP works to promote philanthropic effectiveness through resources such as our [website](#), [blog](#), [podcast](#), [newsletter](#), speaking engagements, social media, free webinars, and biennial national conferences.

Research: CEP's research provides data-based insights about effective foundation practices and trends in the philanthropic sector. All of CEP's research reports can be downloaded for free at our online [resource library](#).

YouthTruth: The [YouthTruth](#) initiative partners with schools, districts, states, educational organizations, and education funders to enhance learning for all young people through validated survey instruments for students, families, and staff, as well as tailored advisory services.

Contact Information

Elizabeth Kelley Sohn
Senior Manager, Assessment and Advisory Services
elizabeths@cep.org

Pranathi Posa
Senior Analyst, Assessment and Advisory Services
pranathip@cep.org